

# EMV '96

## Integrated Circuit Card Terminal Specification for Payment Systems

---

Version 3.0  
June 30, 1996

© 1996 Europay International S.A., MasterCard International Incorporated, and Visa International Service Association. All rights reserved. Permission to copy and implement the material contained herein is granted subject to the conditions that (i) any copy or re-publication must bear this legend in full, (ii) any derivative work must bear a notice that it is not the *Integrated Circuit Card Terminal Specification for Payment Systems* jointly published by the copyright holders, and (iii) that none of the copyright holders shall have any responsibility or liability whatsoever to any other party arising from the use or publication of the material contained herein.

The authors of this documentation make no representation or warranty regarding whether any particular physical implementation of any part of this Specification does or does not violate, infringe, or otherwise use the patents, copyrights, trademarks, trade secrets, know-how, and/or other intellectual property of third parties, and thus any person who implements any part of this Specification should consult an intellectual property attorney before any such implementation. The following Specification includes public key encryption technology, which is the subject matter of patents in several countries. Any party seeking to implement this Specification is solely responsible for determining whether their activities require a license to any technology including, but not limited to, patents on public key encryption technology. Europay International S. A., MasterCard International Incorporated, and Visa International Service Association shall not be liable for any party's infringement of any intellectual property right.

## Table of Contents

1. Scope	vii
2. Normative References	ix
3. Definitions	x
4. Abbreviations and Notations	xii
<b>Part I - General Requirements</b>	
1. Terminal Types and Capabilities	I-1
1.1 Terminal Types	I-1
1.2 Terminal Capabilities	I-2
1.3 Terminal Configurations	I-3
2. Functional Requirements	I-6
2.1 Integrated Circuit Card Specification for Payment Systems	I-6
2.2 Integrated Circuit Card Application Specification for Payment Systems	I-6
2.2.1 Initiate Application Processing	I-6
2.2.2 Data Authentication	I-7
2.2.3 Processing Restrictions	I-7
2.2.4 Cardholder Verification Processing	I-7
2.2.5 Terminal Risk Management	I-9
2.2.6 Terminal Action Analysis	I-9
2.2.7 Card Action Analysis	I-9
2.2.8 Online Processing	I-10
2.2.9 Issuer-to-Card Script Processing	I-10
2.3 Conditions for Support of Functions	I-11
2.4 Other Functional Requirements	I-12
2.4.1 Amount Entry and Management	I-12
2.4.2 Voice Referrals	I-12
2.4.3 Transaction Forced Online	I-14
2.4.4 Transaction Forced Acceptance	I-14
2.4.5 Transaction Sequence Counter	I-14
2.4.6 Unpredictable Number	I-14
2.5 Card Reading	I-15
2.5.1 IC Reader	I-15
2.5.2 Exception Handling	I-16
3. Physical Characteristics	I-17
3.1 Key Pad	I-17
3.1.1 Command Keys	I-17
3.1.2 PIN Pad	I-18
3.2 Display	I-19
3.3 Memory Protection	I-19
3.4 Clock	I-19
3.5 Printer	I-20
3.6 Magnetic Stripe Reader	I-20
4. Security Requirements	I-21
4.1 Tamper-Evident Devices	I-21

---

4.1.1 Physical Security	I-21
4.1.2 Logical Security	I-22
4.2 PIN Pads	I-22
<b>Part II - Software Architecture</b>	
1. Terminal Software Architecture	II-1
1.1 Environmental Changes	II-1
1.2 Application Libraries	II-2
1.3 Application Program Interface	II-2
1.4 Interpreter	II-3
1.4.1 Concept	II-3
1.4.2 Virtual Machine	II-4
1.4.3 Kernel	II-4
1.4.4 Application Code Portability	II-5
1.5 Plugs and Sockets	II-5
2. Software Management	II-7
3. Data Management	II-8
3.1 Application Independent Data	II-8
3.2 Application Dependent Data	II-9
<b>Part III - Cardholder, Attendant, and Acquirer Interface</b>	
1. Cardholder and Attendant Interface	III-1
1.1 Language Selection	III-1
1.2 Standard Messages	III-2
1.3 Application Selection	III-4
1.4 Receipt	III-5
2. Acquirer Interface	III-6
2.1 Message Content	III-6
2.1.1 Authorisation Request	III-7
2.1.2 Financial Transaction Request	III-9
2.1.3 Authorisation or Financial Transaction Response	III-11
2.1.4 Financial Transaction Confirmation	III-12
2.1.5 Batch Data Capture	III-12
2.1.6 Reconciliation	III-15
2.1.7 Online Advice	III-16
2.1.8 Reversal	III-18
2.2 Exception Handling	III-20
2.2.1 Unable to Go Online	III-20
2.2.2 Downgraded Authorisation	III-21
2.2.3 Authorisation Response Incidents	III-21
2.2.4 Script Incidents	III-22
2.2.5 Advice Incidents	III-22
<b>Annexes</b>	
Annex A - Coding of Terminal Data Elements	A-1
A1. Terminal Type	A-1
A2. Terminal Capabilities	A-3

---

A3. Additional Terminal Capabilities	A-6
A4. CVM Results	A-11
A5. Issuer Script Results	A-11
A6. Authorisation Response Code	A-12
Annex B - Terminal-Related Data Table	B-1
Annex C - Common Character Set	C-1
Annex D - Example of Data Element Conversion	D-1
Annex E - Informative Terminal Guidelines	E-1
E1. Terminal Usage	E-1
E2. Power Supply	E-1
E3. Key Pad	E-1
E4. Display	E-2
E5. Informative References	E-2
Annex F - Examples of Terminals	F-1
F1. Example 1 - POS Terminal or Electronic Cash Register	F-1
F2. Example 2 - ATM	F-2
F3. Example 3 - Vending Machine	F-3

---

## Tables

Table III-1 - New Authorisation Request Data Elements	III-7
Table III-2 - Existing Authorisation Request Data Elements	III-8
Table III-3 - New Financial Transaction Request Data Elements	III-9
Table III-4 - Existing Financial Transaction Request Data Elements	III-11
Table III-5 - New Authorisation or Financial Transaction Response Data Elements	III-11
Table III-6 - Existing Authorisation or Financial Transaction Response Data Elements	III-12
Table III-7 - New Financial Transaction Confirmation Data Elements	III-12
Table III-8 - Existing Financial Transaction Confirmation Data Elements	III-12
Table III-9 - New Batch Data Capture Data Elements	III-13
Table III-10 - Existing Batch Data Capture Data Elements	III-15
Table III-11 - Existing Reconciliation Data Elements	III-15
Table III-12 - New Online Advice Data Elements	III-16
Table III-13 - Existing Online Advice Data Elements	III-17
Table III-14 - New Reversal Data Elements	III-18
Table III-15 - Existing Reversal Data Elements	III-19
Table A-1 - Terminal Type	A-1
Table A-2 - Terminal Capabilities	A-3
Table A-3 - Additional Terminal Capabilities	A-6
Table B-1 - Data Elements Dictionary	B-6
Table C-1 - Common Character Set	C-1
Table D-1 - Data Element Conversion	D-3
Table F-1 - Example of POS Terminal or Electronic Cash Register	F-1
Table F-2 - Example of ATM	F-2
Table F-3 - Example of Vending Machine	F-3

---

## Figures

Figure I-1 - Example of an Attended Terminal	I-3
Figure I-2 - Example of a Merchant Host	I-4
Figure I-3 - Example of a Cardholder-Controlled Terminal	I-5
Figure I-4 - PIN Pad Layout	I-18
Figure II-1 - Terminal Software	II-2
Figure II-2 - Socket/Plug Relationship	II-6

---

THIS PAGE LEFT INTENTIONALLY BLANK

---

# 1. Scope

The *Integrated Circuit Card Terminal Specification for Payment Systems* defines the mandatory, recommended, and optional terminal requirements necessary to support the acceptance of integrated circuit cards (ICCs) in accordance with the *Integrated Circuit Card Specification for Payment Systems* and the *Integrated Circuit Card Application Specification for Payment Systems*. Application-specific terminal requirements unique to individual payment systems and those functions not required to support interchange are not covered in this specification.

This specification applies to all terminals operating in attended or unattended environments, having offline or online capabilities, and supporting transaction types such as purchase of goods, services, and cash. Terminals include but are not limited to automated teller machines (ATMs), branch terminals, cardholder-activated terminals, electronic cash registers, personal computers, and point of service (POS) terminals.

In particular, this specification addresses:

- Functional requirements, such as those emerging from the *Integrated Circuit Card Specification for Payment Systems* and the *Integrated Circuit Card Application Specification for Payment Systems*
- General physical characteristics
- Software architecture including software and data management
- Security requirements
- Cardholder interface
- Acquirer interface

This specification provides the requirements necessary to support the implementation of ICCs. These requirements are in addition to those already defined by individual payment systems and acquirers for terminals that accept magnetic stripe cards. ICC and magnetic stripe acceptance capability may co-exist in the same terminal.

This specification assumes familiarity with the *Integrated Circuit Card Specification for Payment Systems* and the *Integrated Circuit Card Application Specification for Payment Systems*. It is intended for use by payment system members, terminal manufacturers, and designers of applications using ICCs.

Adherence to the mandatory requirements, which are denoted by 'shall', ensures that terminals are compliant with the *Integrated Circuit Card Specification for Payment Systems* and the *Integrated Circuit Card Application Specification for Payment Systems* as well as with this specification. The recommended requirements are denoted by 'should' and the optional requirements by 'may'.

---



It is recognised that different terminal implementations exist depending on business environment and intended usage. This specification defines requirements for those features and functions that are applicable according to the particular operating environment of the terminal.

This specification does not address cardholder or merchant operating procedures, which are established by individual payment systems.

This specification does not provide sufficient detail to be used as a specification for terminal procurement.

Individual payment systems and acquirers will define complementary requirements applicable to different situations which will provide more detailed specifications applicable to terminal implementations.

---

## 2. Normative References

The following standards contain provisions that are referenced in this specification:

Europay, MasterCard, and Visa (EMV):June 30, 1996	Integrated Circuit Card Application Specification for Payment Systems
Europay, MasterCard, and Visa (EMV):June 30, 1996	Integrated Circuit Card Specification for Payment Systems
FIPS Pub 180-1:1995	Secure Hash Standard
ISO 3166:1993	Codes for the representation of names of countries
ISO 4217:1990	Codes for the representation of currencies and funds
ISO 4909:1987	Bank cards - Magnetic stripe data contents for track 3
ISO/IEC 7816-5:1994	Identification cards - Integrated circuit(s) cards with contacts - Part 5: Numbering system and registration procedure for application identifiers
ISO 8583:1987	Bank card originated messages - Interchange message specifications - Content for financial transactions
ISO 8583:1993	Financial transaction card originated messages - Interchange message specifications
ISO 8859:1987	Information processing - 8-bit single-byte coded graphic character sets
ISO 9564-1:1991	Banking - PIN management and security - PIN protection principles and techniques
ISO 9564-2:1991	Banking - PIN management and security - Approved algorithms for PIN encipherment
ISO 13491:1995	Banking - Secure cryptographic devices (retail) (Committee Draft)

---

### 3. Definitions

The following terms are used in this specification:

**Application** - The application protocol between the card and the terminal and its related set of data.

**Byte** - 8 bits.

**Card** - Payment card as defined by a payment system.

**Certification Authority** - Trusted third party that establishes a proof that links a public key and other relevant information to its owner.

**Command** - Message sent by the terminal to the ICC that initiates an action and solicits a response from the ICC.

**Cryptogram** - Result of a cryptographic operation.

**Development System** - Hardware and software used to develop terminal programs and applications.

**Exclusive-OR** - Binary addition with no carry, giving the following values:

$$0 + 0 = 0$$

$$0 + 1 = 1$$

$$1 + 0 = 1$$

$$1 + 1 = 0$$

**Function** - Process accomplished by one or more commands and resultant actions that are used to perform all or part of a transaction.

**Integrated Circuit(s)** - Electronic component(s) designed to perform processing and/or memory functions.

**Integrated Circuit(s) Cards** - Card into which one or more integrated circuits are inserted to perform processing and memory functions.

**Interface Device** - That part of a terminal into which the ICC is inserted, including such mechanical and electrical devices that may be considered part of it.

**Kernel** - The set of functions required to be present on every terminal implementing a specific interpreter. The kernel contains device drivers, interface routines, security and control functions, and the software for translating from the virtual machine language to the language used by the real machine. In other words, the kernel is the implementation of the virtual machine on a specific real machine.

**Key Pad** - Arrangement of numeric, command, and, where required, function and/or alphanumeric keys laid out in a specific manner.

---

**Library** - A set of high-level software functions with a published interface, providing general support for terminal programs and/or applications.

**Magnetic Stripe** - Stripe containing magnetically encoded information.

**Nibble** - The four most significant or least significant bits of a byte.

**Payment System** - For the purposes of these specifications, Europay International S.A., MasterCard International Incorporated, or Visa International Service Association.

**PIN Pad** - Arrangement of numeric and command keys to be used for personal identification number (PIN) entry.

**Response** - Message returned by the ICC to the terminal after the processing of a command message received by the ICC.

**Script** - A command or string of commands transmitted by the issuer to the terminal for the purpose of being sent serially to the ICC.

**Socket** - An execution vector defined at a particular point in an application and assigned a unique number for reference.

**Terminal** - Device used in conjunction with the ICC at the point of transaction to perform a financial transaction. The terminal incorporates the interface device and may also include other components and interfaces such as host communications.

**Transaction** - An action taken by a terminal at the user's request. For a POS terminal, a transaction might be payment for goods, etc. A transaction selects among one or more applications as part of its processing flow.

**Virtual Machine** - A theoretical microprocessor architecture that forms the basis for writing application programs in a specific interpreter software implementation.

---

## 4. Abbreviations and Notations

The following abbreviations and notations are used in this specification.

AAC	Application Authentication Cryptogram
AAR	Application Authorisation Referral
AC	Application Cryptogram
AID	Application Identifier
an	Alphanumeric
ans	Alphanumeric Special
API	Application Program Interface
ARPC	Authorisation Response Cryptogram
ARQC	Authorisation Request Cryptogram
ATM	Automated Teller Machine
b	Binary
CAD	Card Accepting Device
cn	Compressed Numeric
CPU	Central Processing Unit
CVM	Cardholder Verification Method
HHMMSS	Hours, Minutes, Seconds
IC	Integrated Circuit
ICC	Integrated Circuit Card
IEC	International Electrotechnical Commission
IFD	Interface Device
I/O	Input/Output
ISO	International Organisation for Standardisation
MMDD	Month, Day

---

n	Numeric
N <sub>CA</sub>	Length of Certification Authority Public Key Modulus
PAN	Primary Account Number
PC	Personal Computer
PDOL	Processing Options Data Object List
PIN	Personal Identification Number
POS	Point of Service
pos.	Position
RFU	Reserved for Future Use
RID	Registered Application Provider Identifier
SW1	Status Word 1
SW2	Status Word 2
TC	Transaction Certificate
TDOL	Transaction Certificate Data Object List
var.	Variable
YYMM	Year, Month
YYMMDD	Year, Month, Day

---

**THIS PAGE LEFT INTENTIONALLY BLANK**

---

# **Part I**

## **General Requirements**



# 1. Terminal Types and Capabilities

## 1.1 Terminal Types

As described in the scope, this specification addresses a broad spectrum of terminals. For the purpose of this specification, terminals are categorised by the following:

- Environment: Attended or unattended
- Communication: Online or offline
- Operational control: Financial institution, merchant, or cardholder

Within this specification, online reflects online communication to acquirer (or its agent). The acquirer is assumed to be capable of communicating to the issuer (or its agent).

The type of terminal shall be indicated in Terminal Type. The coding of Terminal Type using the three categories is shown in Annex A.

An explanation of attended, unattended, online, offline, and operational control follows:

**Attended** - An attendant (agent of the merchant or of the acquirer) is present at the point of transaction and participates in the transaction by entering transaction-related data. The transaction occurs 'face to face'.

**Unattended** - The cardholder conducts the transaction at the point of transaction without the participation of an attendant (agent of the merchant or of the acquirer). The transaction does not occur 'face to face'.

**Online only** - The transaction can only be completed online in real time, such as transmitting an authorisation message.

**Offline with online capability** - Depending upon transaction characteristics, the transaction can be completed offline by the terminal or online in real time. It is equivalent to 'online with offline capability'.

**Offline only** - The transaction can only be completed offline by the terminal.

**Operational control** - The entity responsible for the operation of the terminal. This does not necessarily equate to the actual owner of the terminal.

---

## 1.2 Terminal Capabilities

For the purpose of this specification, terminal capabilities are described in Terminal Capabilities and Additional Terminal Capabilities. The following categories shall be indicated in Terminal Capabilities:

- **Card data input capability** - Indicates all the methods supported by the terminal for entering the information from the card into the terminal.
- **Cardholder Verification Method (CVM) capability** - Indicates all the methods supported by the terminal for verifying the identity of the cardholder at the terminal.
- **Security capability** - Indicates all the methods supported by the terminal for authenticating the card at the terminal and whether or not the terminal has the ability to capture a card.

The following categories shall be indicated in Additional Terminal Capabilities:

- **Transaction type capability** - Indicates all the types of transactions supported by the terminal.
- **Terminal data input capability** - Indicates all the methods supported by the terminal for entering transaction-related data into the terminal.
- **Terminal data output capability** - Indicates the ability of the terminal to print or display messages and the character set code table(s) referencing the part(s) of ISO 8859 supported by the terminal.

The coding of Terminal Capabilities and Additional Terminal Capabilities using these categories is shown in Annex A.

---

## 1.3 Terminal Configurations

Terminal capabilities and device components vary depending on the intended usage and physical environment. A limited set of configuration examples follow.

Figure I-1 illustrates an example of an attended terminal where the integrated circuit (IC) interface device (IFD) and PIN pad are integrated but separate from the POS device (such as for an electronic fund transfer terminal or an electronic cash register).

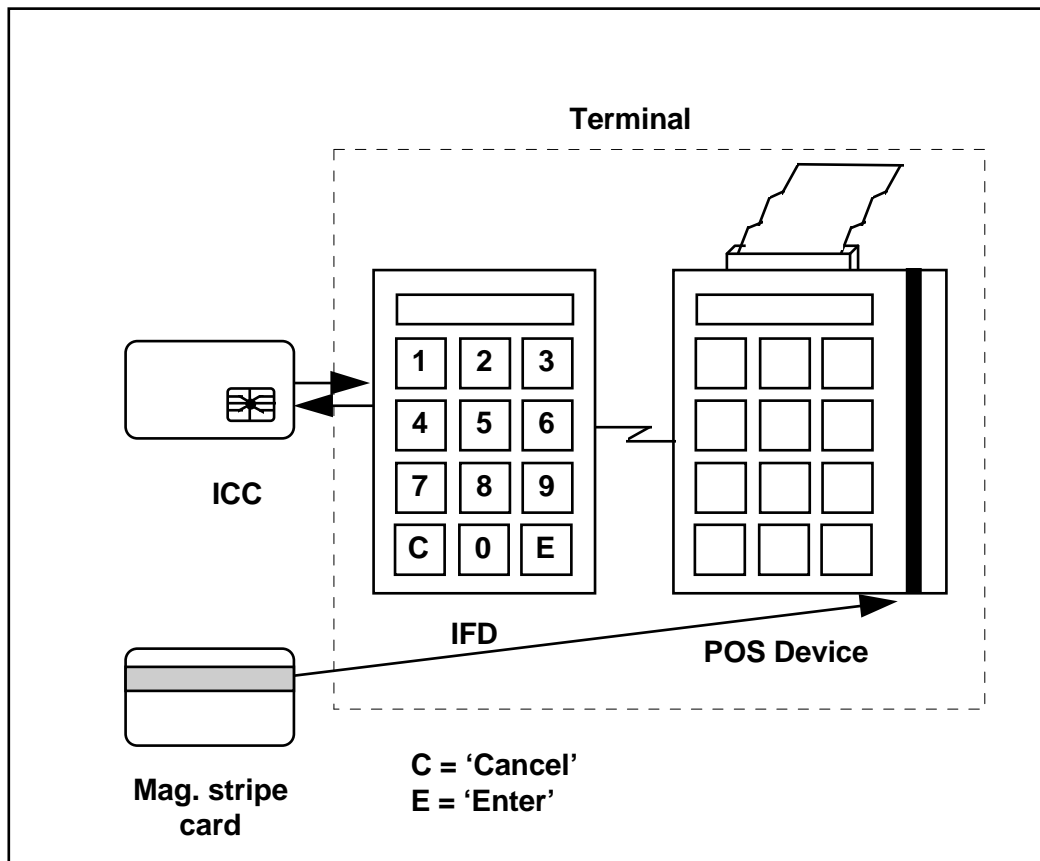
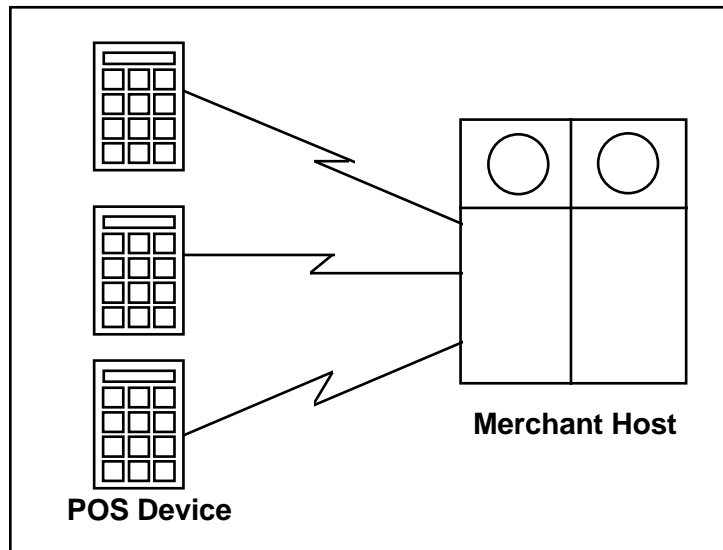


Figure I-1 - Example of an Attended Terminal

Figure I-2 illustrates an example of merchant host concentrating devices, which may be of various types and capabilities.



**Figure I-2 - Example of a Merchant Host**

Within this specification a merchant host to which is connected a cluster of POS devices shall be considered, in its totality, as a 'terminal' regardless of the distribution of functions between the host and POS devices. (See section III-3, of this specification for terminal data management requirements.)

Figure I-3 illustrates an example of a cardholder-controlled terminal that is connected via a public network to a merchant or acquirer host.

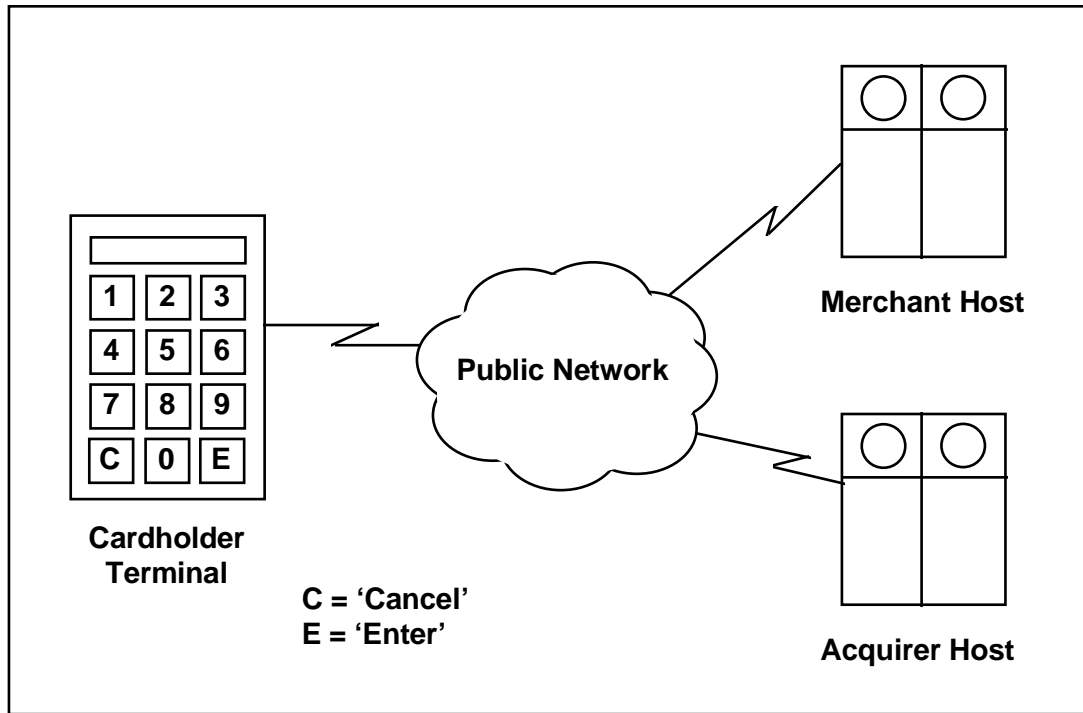


Figure I-3 - Example of a Cardholder-Controlled Terminal

## 2. Functional Requirements

This specification does not replicate the *Integrated Circuit Card Specification for Payment Systems* and the *Integrated Circuit Card Application Specification for Payment Systems* but describes the implementation issues and the impact of these parts on the terminal.

This section uses standard messages described in section III-1.2, of this specification to illustrate the appropriate message displays for the transaction events described below.

The usage of Authorisation Response Code, CVM Results, and Issuer Script Results is specified in this section. See Annex A for additional information on coding.

### 2.1 Integrated Circuit Card Specification for Payment Systems

The terminal shall comply with all Parts of the *Integrated Circuit Card Specification for Payment Systems*. It shall support all data elements and commands subject to the conditions described in section I-2.3.

### 2.2 Integrated Circuit Card Application Specification for Payment Systems

The terminal shall comply with the *Integrated Circuit Card Application Specification for Payment Systems*. It shall support all functions subject to the conditions described in section I-2.3.

Sections 2.2.1 to 2.2.9 expand upon the terminal functions described in the *Integrated Circuit Card Application Specification for Payment Systems*.

#### 2.2.1 Initiate Application Processing

When the Processing Options Data Object List (PDOL) includes an amount field (either Amount, Authorised or Amount, Other), a merchant-controlled terminal (Terminal Type = '2x') shall provide the amount at this point in transaction processing. If the amount is not yet available, the terminal shall obtain the amount and should display the 'Enter Amount' message.

As described in the *Integrated Circuit Card Application Specification for Payment Systems*, if the card returns SW1 SW2 = '6985' in response to the GET PROCESSING OPTIONS command indicating that the transaction cannot be performed with this application, the terminal should display the 'Not Accepted' message and shall return to application selection. The terminal shall not allow that application to be selected again.

---

## 2.2.2 Data Authentication

An online-only terminal supporting no form of data authentication as indicated in Terminal Capabilities shall set to '1' the 'Data authentication was not performed' bit in the Terminal Verification Results.

All other terminals shall be capable of performing static data authentication as described in the *Integrated Circuit Card Application Specification for Payment Systems*. They may also be capable of performing dynamic data authentication as described in the *Integrated Circuit Card Application Specification for Payment Systems*.

## 2.2.3 Processing Restrictions

If the card and terminal Application Version Numbers are different, the terminal shall attempt to continue processing the transaction. If it is unable to continue, the terminal shall abort the transaction and should display the 'Not Accepted' message.

When processing the Application Usage Control, the terminal must know whether or not it is an ATM. See Annex A, Terminal Type, for information on identifying an ATM.

A terminal supporting cashback should not offer cashback facility to the cardholder if the Application Usage Control does not allow this option.

## 2.2.4 Cardholder Verification Processing

The CVMs supported by the terminal are indicated in Terminal Capabilities. In addition, the terminal shall recognise the CVM codes for 'No CVM required' and 'Fail CVM processing', which may be present in the card's CVM List.

### 2.2.4.1 Offline CVM

When the applicable CVM is an offline PIN, the terminal should issue a GET DATA command to the card to retrieve the PIN Try Counter prior to issuing the VERIFY command.

If the PIN Try Counter is not retrievable or the GET DATA command is not supported by the ICC, the terminal shall prompt for PIN entry.

If the value of the PIN Try Counter is zero, indicating no remaining PIN tries, the terminal should not allow offline PIN entry. The terminal shall set the 'PIN Try Limit exceeded' bit in the Terminal Verification Results to '1'. The terminal shall not display any specific message regarding PINs, shall not set the CVM Results, and shall continue cardholder verification processing in accordance with the card's CVM List.

If the value of the PIN Try Counter is not zero, indicating remaining PIN tries, the terminal shall prompt for PIN entry such as by displaying the message 'Enter PIN'.

---

If offline PIN verification by the ICC is successful, the terminal shall set byte 3 of the CVM Results to 'successful'. Otherwise, the terminal shall not set the CVM Results and shall continue cardholder verification processing in accordance with the card's CVM List.

#### **2.2.4.2 Online CVM**

When the applicable CVM is an online PIN, the IFD shall not issue a VERIFY command. Instead, the PIN pad shall encipher the PIN upon entry for transmission in the authorisation or financial transaction request.

The terminal shall allow a PIN to be entered for online verification even if the card's PIN Try Limit is exceeded.

The terminal shall set byte 3 of the CVM Results to 'unknown'.

#### **2.2.4.3 PIN Entry Bypass**

If a PIN is required for entry as indicated in the card's CVM List, an attended terminal with an operational PIN pad may have the capability to bypass PIN entry before or after several unsuccessful PIN tries.<sup>1</sup> If this occurs, the terminal shall set the 'PIN entry required, PIN pad present, but PIN was not entered' bit in the Terminal Verification Results to '1' and shall not set the 'PIN Try Limit exceeded' bit to '1'. The terminal shall consider this CVM unsuccessful, shall not set the CVM Results, and shall continue cardholder verification processing in accordance with the card's CVM List.

#### **2.2.4.4 Signature (Paper)**

When the applicable CVM is signature, the terminal shall set byte 3 of the CVM Results to 'unknown'. At the end of the transaction, the terminal shall print a receipt with a line for cardholder signature. (See Annex A, Terminal Capabilities, for requirements for the terminal to support signature as a CVM.)

#### **2.2.4.5 CVM Results**

When the applicable CVM is 'No CVM required', the terminal shall set byte 3 of the CVM Results to 'successful'. When the applicable CVM is 'Fail CVM processing', the terminal shall set byte 3 of the CVM Results to 'failed'.

The terminal shall set bytes 1 and 2 of the CVM Results with the Method Code and Condition Code of the last CVM performed.

If the last CVM performed was not considered successful (byte 3 of the CVM Results is not set to 'successful' or 'unknown'), the terminal shall set byte 3 of the CVM Results to 'failed'.

---

<sup>1</sup> This prevents a genuine cardholder who does not remember the PIN from having to keep entering incorrect PINs until the PIN is blocked in order to continue with the transaction.

---



If no CVM was performed (no CVM List present or no CVM conditions satisfied), the terminal shall set byte 1 of the CVM Results to 'No CVM performed'.

### 2.2.5 Terminal Risk Management

In addition to the terminal risk management functions described in the *Integrated Circuit Card Application Specification for Payment Systems* and regardless of the coding of the card's Application Interchange Profile concerning support of terminal risk management, a terminal may support an exception file per application.

When the terminal has an exception file listing cards and associated applications, the terminal shall check the presence of the application selected (identified by data such as the Application Primary Account Number (PAN) and the Application PAN Sequence Number) in the exception file.

If a match is found in the exception file, the terminal shall set the 'Card appears in exception file' bit in the Terminal Verification Results to '1'.

### 2.2.6 Terminal Action Analysis

As described in the *Integrated Circuit Card Application Specification for Payment Systems*, during terminal action analysis the terminal determines whether the transaction should be approved offline, declined offline, or transmitted online by comparing the Terminal Verification Results with both Terminal Action Code - Denial and Issuer Action Code - Denial, both Terminal Action Code - Online and Issuer Action Code - Online, and both Terminal Action Code - Default and Issuer Action Code - Default.

- If the terminal decides to accept the transaction offline, it shall set the Authorisation Response Code to 'Offline approved'.<sup>2</sup>
- If the terminal decides to decline the transaction offline, it shall set the Authorisation Response Code to 'Offline declined'.
- If the terminal decides to transmit the transaction online, it shall not set a value for the Authorisation Response Code nor change the value for the Authorisation Response Code returned in the response message.

### 2.2.7 Card Action Analysis

The terminal shall process the transaction as follows as a result of the data returned in Cryptogram Information Data by the card in the response to the GENERATE APPLICATION CRYPTOGRAM (AC) command.

---

<sup>2</sup> This does not mean that the transaction will be approved. The card makes the final decision and returns it to the terminal in its response to the first GENERATE AC command.

---

- If the card indicates an approval, the terminal should display the 'Approved' message and shall complete the transaction.
- If the card indicates a decline, the terminal should display the 'Declined' message and shall decline the transaction.
- If the card indicates to process online, the terminal shall transmit an authorisation or financial transaction request message, if capable. (See section III-2.2.1, of this specification for exception handling when the terminal is unable to go online.)
- If the card indicates a referral, the terminal shall perform referrals as described in section I-2.4.2.
- When an advice is requested by the card and advices are supported by the terminal:
  - If the transaction is captured, the terminal shall not create an advice message.
  - If the transaction is not captured (such as a decline), the terminal shall either transmit an online advice if online data capture is performed by the acquirer or create an offline advice for batch data capture.
- If the card indicates 'Service not allowed', the terminal should display the 'Not Accepted' message and shall terminate the transaction.

## 2.2.8 Online Processing

Depending on the Authorisation Response Code returned in the response message, the terminal shall determine whether to accept or decline the transaction. It shall issue the second GENERATE AC command to the ICC indicating its decision.

The result of card risk management performed by the ICC is made known to the terminal through the return of the Cryptogram Information Data indicating either a transaction certificate (TC) for an approval or an application authentication cryptogram (AAC) for a decline.

When online data capture is performed by the acquirer, the terminal shall send a reversal message if the final decision of the card is to decline a transaction for which the Authorisation Response Code is 'Online approved'.

## 2.2.9 Issuer-to-Card Script Processing

The terminal shall be able to support at least one or more Issuer Scripts in each authorisation or financial transaction response it receives, where the total length of all Issuer Scripts in the response is no greater than 24 bytes except where payment system rules and procedures define the processing of Issuer Script(s) longer than 24 bytes.

---

The terminal shall be able to recognise the tag for the Issuer Script transmitted in the response message. If the tag is '71', the terminal shall process the script before issuing the second GENERATE AC command. If the tag is '72', the terminal shall process the script after issuing the second GENERATE AC command.

For each Issuer Script processed, the terminal shall report the Script Identifier (when present) with its result in the Issuer Script Results. If an error code was returned by the card for one of the single Script Commands, the terminal shall set the first nibble of byte 1 of the Issuer Script Results to 'Script processing failed' and the second nibble with the sequence number of the Script Command in the order it appears in the Issuer Script. If no error code was returned by the card, the terminal shall set the first nibble of byte 1 of the Issuer Script Results to 'Script processing successful' and the second nibble to '0'.

The terminal shall transmit the Issuer Script Results in the batch data capture message (financial record or offline advice), the financial transaction confirmation message, or the reversal message. If no message is created for the transaction (such as a decline), the terminal shall create an advice to transmit the Issuer Script Results, if terminal supports advices.

## 2.3 Conditions for Support of Functions

A terminal supporting offline CVM capability shall support the VERIFY command. A terminal not supporting offline CVM capability need not support the VERIFY command.

A terminal supporting dynamic data authentication shall support static data authentication.

An offline-only terminal and an offline terminal with online capability shall support static data authentication.

An online-only terminal need not support dynamic nor static data authentication. Individual payment systems will define rules for this case.

An offline-only terminal and an offline terminal with online capability shall support terminal risk management. An offline-only terminal and an online-only terminal need not support random transaction selection.

An online-only terminal need not support all of the terminal risk management functions. In this case, the acquirer (or its agent) should process the transaction instead of the terminal according to the *Integrated Circuit Card Application Specification for Payment Systems*. In other words, the acquirer should perform the remaining terminal risk management functions. Individual payment systems will define rules for this case.

A financial institution- or merchant-controlled terminal (Terminal Type = '1x' or '2x') shall support the terminal risk management functions described in the *Integrated Circuit Card Application Specification for Payment Systems*. A

---

cardholder-controlled terminal (Terminal Type = '3x') need not support terminal risk management.

## 2.4 Other Functional Requirements

### 2.4.1 Amount Entry and Management

The amount of a transaction shall be indicated to the cardholder preferably by means of a terminal display or labels, such as posted prices on a vending machine, or alternatively by printing on a receipt.

When the amounts are entered through the use of a key pad, the terminal should allow the amount to be displayed during entry. The attendant or cardholder should be able to either correct the amounts entered prior to authorisation and proceed with the transaction or cancel the transaction if the amount was entered incorrectly.

The cardholder should be able to validate the original or corrected amount when the transaction amount is known before authorisation. If PIN entry occurs immediately after the amounts are entered, PIN entry can act as the validation of the amount (see section 4.2 for security requirements). If PIN entry does not occur immediately after the amounts are entered, the terminal should display the '(Amount) OK?' message for the cardholder to validate the amount fields.

If the authorisation takes place before the final transaction amount is known (for example, petrol at fuel dispenser, amount before tip at restaurant), the Amount, Authorised data object represents the estimated transaction amount and the Transaction Amount data object represents the final transaction amount as known at the end of the transaction.

The cardholder may have the ability to separately enter or identify a cashback amount prior to authorisation if the terminal supports cashback and the card's Application Usage Control indicates that cashback is allowed for the transaction. When cashback is allowed, the cashback amount shall be transmitted in the Amount, Other data object. The amounts transmitted in Amount, Authorised and Transaction Amount shall include both the purchase amount and cashback amount (if present).

When passed to the ICC as part of the command data, the Amount, Authorised and Amount, Other shall be expressed with implicit decimal point (for example, '123' represents £1.23 when the currency code is '826').

### 2.4.2 Voice Referrals

A manual voice referral process may be initiated by the card or by the issuer. Only attended terminals should support voice referral processing.

---

If a voice referral is indicated and it is not possible to perform such a referral, such as at an unattended terminal, default procedures for handling the transaction will be developed by an individual payment system.<sup>3</sup>

#### **2.4.2.1 Referrals Initiated by Card**

If the card responds to the first GENERATE AC by requesting a voice referral (as indicated in the Cryptogram Information Data), an attended terminal shall display the 'Call Your Bank' message to the attendant. Appropriate application data, such as the Application PAN, shall be displayed or printed to the attendant in order to perform the referral. Appropriate messages shall be displayed requesting the attendant to enter data indicating that the transaction has been approved or declined as a result of the referral process. The attendant may manually override the referral process and may accept or decline the transaction without performing a referral, or the attendant may force the transaction online.

As a result of the referral process or override, the terminal shall set the Authorisation Response Code to 'Approved (after card-initiated referral)' if approved or 'Declined (after card-initiated referral)' if not. The terminal shall bypass the issuance of the EXTERNAL AUTHENTICATE command and issue the second GENERATE AC command requesting either a TC for an approval or an AAC for a decline.

If the transaction is forced online (by the terminal or the attendant), the terminal shall not set the Authorisation Response Code and shall transmit an authorisation or financial transaction request message using the Application Authorisation Referral (AAR) as an Authorisation Request Cryptogram (ARQC). The terminal shall continue normal online processing of the transaction (see section 2.2.8).

#### **2.4.2.2 Referrals Initiated by Issuer**

When the Authorisation Response Code in the authorisation response message indicates that a voice referral should be performed by the attendant, prior to issuing the second GENERATE AC command, an attended terminal shall display the 'Call Your Bank' message to the attendant. Appropriate application data, such as the Application PAN, shall be displayed or printed to the attendant in order to perform the referral. Appropriate messages shall be displayed requesting the attendant to enter data indicating that the transaction has been approved or declined as a result of the referral process. The attendant may manually override the referral process and may accept or decline the transaction without performing a referral.

The terminal shall not modify the Authorisation Response Code. The terminal shall issue the second GENERATE AC command requesting either a TC for an approval

---

<sup>3</sup> For example, the terminal may decline the transaction or override the referral response by approving the transaction offline or, as in the case where the card initiates the referral, transmit the transaction online.

---

or an AAC for a decline. If an Authorisation Response Cryptogram (ARPC) is present in the authorisation response message, the terminal may issue the EXTERNAL AUTHENTICATE command either before or after the referral data is manually entered.

### **2.4.3 Transaction Forced Online**

An attended terminal may allow an attendant to force a transaction online, such as in a situation where the attendant is suspicious of the cardholder. If this function is performed, it should occur at the beginning of the transaction. If this occurs, the terminal shall set the 'Merchant forced transaction online' bit in the Terminal Verification Results to '1'. Payment systems rules will determine whether the attendant is allowed to perform such a function.

### **2.4.4 Transaction Forced Acceptance**

An attended terminal may allow an attendant to force acceptance of the transaction, even if the card has returned an AAC indicating that the transaction is to be declined. If this occurs, the transaction shall be captured for clearing as a financial transaction either by sending an online financial advice or within the batch data capture. The terminal shall not modify the Authorisation Response Code and shall set an indicator that the attendant forced acceptance of the transaction in the online advice or batch data capture. Payment systems rules will determine whether the attendant is allowed to perform such a function.

### **2.4.5 Transaction Sequence Counter**

The terminal shall maintain a Transaction Sequence Counter that is incremented by one for each transaction performed by the terminal. The Transaction Sequence Counter may be common to both ICC and non-ICC transactions.

The initial value of this counter is one. When the Transaction Sequence Counter reaches its maximum value, it shall be reset to one. A value of zero is not allowed. (See Annex B for details on this data element.)

The Transaction Sequence Counter may be used for transaction logging or auditing as well as for input to the application cryptogram calculation.

### **2.4.6 Unpredictable Number**

The terminal shall be able to generate an Unpredictable Number, which may be used for input to the application cryptogram algorithm to ensure the unpredictability of data input to this calculation or for random transaction selection for terminal risk management. An unpredictable number shall be generated in accordance with an individual payment system's specifications.

---

One example of a method for generating the Unpredictable Number is performing an exclusive-OR operation on all the previous ARQCs, TCs, AACs, and AARs.<sup>4</sup> (See Annex B for details on this data element.)

## 2.5 Card Reading

If the terminal does not have a combined IC and magnetic stripe reader, when the magnetic stripe of the card is read and the service code begins with a '2' or a '6' indicating that an IC is present, the terminal shall prompt for the card to be inserted into the IC reader such as by displaying the 'Use Chip Reader' message.

If the terminal has a combined IC and magnetic stripe reader, when the magnetic stripe of the card is read and the service code begins with a '2' or a '6' indicating that an IC is present, the terminal shall process the transaction using the IC.

### 2.5.1 IC Reader

The IFD should have a pictogram near the card slot indicating how to insert the card into the IC reader.

As soon as the card is inserted into the reader, the message 'Please Wait' should be displayed to reassure the cardholder or attendant that the transaction is being processed so that the card is not removed prematurely.

When the card is inserted into the IFD, the card should be accessible to the cardholder at all times during the transaction. When the card is not accessible at all times or when the terminal has a 'tight grip' to hold the card, there should be a mechanism, for example, a button, to recall or release the card in case of terminal malfunction, even if there is a power failure. For an unattended terminal with card capture capability, where captured cards remain in the secure housing of the terminal (such as for an ATM), the card release function is not required.

When the card is inserted into the IFD, the cardholder or attendant should not be able to accidentally dislodge the card from the reader.

If the card is removed from the terminal prior to completion of the transaction, the terminal should abort the transaction and should ensure that neither the card nor the terminal is damaged. The message 'Processing Error' should be displayed. (For additional requirements on abnormal termination of transaction processing, see the *Integrated Circuit Card Specification for Payment Systems*.)

---

<sup>4</sup> This exclusive-OR operation is performed at each GENERATE AC response on the current application cryptogram and the previous exclusive-OR result, which is stored in the terminal.

---

## 2.5.2 Exception Handling

When an attended terminal attempts and fails to read the ICC but the magnetic stripe of the card is successfully read, the terminal shall set the POS Entry Mode Code in the transaction message(s) to 'Magnetic stripe read, last transaction was an unsuccessful IC read' if the service code on the magnetic stripe indicates that an IC is present.<sup>5</sup>

---

<sup>5</sup> This does not imply that the terminal shall support this ISO 8583:1987 data element. An issuer or an acquirer may define an equivalent data element. The specific code will be set by individual payment systems.

---



## 3. Physical Characteristics

Physical characteristics vary depending on the intended usage of the terminal, the environment at the point of transaction (including its security), and the terminal configuration.

### 3.1 Key Pad

A terminal should have a key pad for the entry of transaction-related data and its functional operation. The key pad shall support one or more types of keys:

- Numeric: '0' - '9'
- Alphabetic and special: For example, 'A' - 'Z', '\*', '#',
- Command: 'Cancel', 'Enter', 'Clear'
- Function: Application-dependent keys, such as a selection key, 'F1', 'F2', 'Backspace', 'Escape'

A key pad may consist of a single key, such as a function key that could be a button on a vending machine to indicate selection of an application or to indicate that a receipt is to be printed.

A touch screen is considered to be a key pad (see section 4 for security requirements).

#### 3.1.1 Command Keys

Command keys are used to control the flow of data entry by the cardholder or attendant. The description of the command keys is as follows:

Enter	Confirms an action
Cancel	Either cancels the whole transaction or, if no 'Clear' key is present, cancels the operation in progress
Clear	Erases all the numeric or alphabetic characters previously entered

The following colours, if used, shall be reserved for the command keys, either for the lettering or for the keys themselves:

Enter	Green
Cancel	Red
Clear	Yellow

When the command keys are horizontally arranged, the 'Cancel' and 'Enter' keys should be located on the bottom row of the key pad, and 'Cancel' should be the furthest key left and 'Enter' should be the furthest key right. When the command keys are vertically arranged, 'Cancel' should be the uppermost key and 'Enter' the lowest key.

### 3.1.2 PIN Pad

The terminal should be designed and constructed to facilitate the addition of a PIN pad, if not already present, such as having a serial port.

If the terminal supports PIN entry, a separate key pad may be present for PIN entry or the same key pad may be used for both PIN entry and entry of other transaction-related data. The PIN pad shall comprise the numeric and 'Enter' and 'Cancel' command keys. If necessary, the command key for 'Clear' may also be present.

The numeric layout of the PIN pad shall comply with ISO 9564 as shown in Figure I-4, except for cardholder-controlled terminals such as personal computers (PCs), where the keyboard may contain a numeric key pad in a different format for PIN entry. An example of the placement of the 'Cancel' and 'Enter' keys on the bottom row is shown in Figure I-4




Figure I-4 - PIN Pad Layout

The key for '5' should have a tactile identifier (for example, a notch or raised dot) to indicate to those whose sight is impaired that this is the central key from which all others may be deduced.

## 3.2 Display

A display is used to help the cardholder or attendant monitor transaction flow and data entry, validate transaction-related data, and select options.

An attended terminal shall have a display for the attendant and may have an additional display for the cardholder, such as when a PIN pad is present. In order that different information may be displayed and different languages used for the attendant and cardholder, it is recommended that an attended terminal has two separate displays.

An unattended terminal should have a cardholder display.

At a minimum, the message display shall be capable of displaying at least 32 alphanumeric characters (two lines of 16 positions each). The two lines of 16 characters should be simultaneously displayed. To facilitate the display of different languages used in different geographical areas, the terminal should support a graphic display.

A terminal capable of supporting several applications should have a display that can provide cardholder application selection by allowing the 16-character Application Preferred Name(s) or Application Label(s) stored in the ICC to be displayed.

## 3.3 Memory Protection

Software as well as data initialised in the terminal or any part of the terminal, including cryptographic keys, shall not be erased or altered for the period of time the software and data are valid.

When the terminal supports batch data capture, the captured transactions and advices stored in the terminal shall not be erased or altered until the next reconciliation with the acquiring system.

## 3.4 Clock

Offline-only terminals and offline terminals with online capability shall have a clock with the local date and time. The clock should be capable of maintaining the time accurate to 1 minute per month.

The date is used for checking certificate expiration date for data authentication and application expiration/effective dates for processing restrictions. The time may be used for assuring transaction identification uniqueness as well as for input to the application cryptogram algorithm.

---

### **3.5 Printer**

A terminal should have a printer for receipt printing. If present, the printer shall be able to print at least 20 alphanumeric characters per line in order to print the Application PAN on the receipt (see section III-1.4, of this specification).

Cardholder-controlled terminal (Terminal Type = '3x') need not include a printer.

### **3.6 Magnetic Stripe Reader**

In addition to an IC reader, a terminal shall be equipped with a magnetic stripe reader, except when payment system rules indicate otherwise. These rules will cover situations when a magnetic stripe reader is not required or not allowed for a financial institution- or merchant-controlled terminal (Terminal Type = '1x' or '2x'). A cardholder-controlled terminal (Terminal Type = '3x') need not include a magnetic stripe reader.

The magnetic stripe reader shall be able to read the full track 1 and/or track 2 and process according to the payment system rules.

---

## 4. Security Requirements

This section describes the general requirements for handling sensitive data, such as plaintext PINs and plaintext keys. More specifically, it addresses PIN pad requirements and key management requirements for both the secret keys for a symmetric algorithm and the public key for an asymmetric algorithm.

This section makes no provision for the secure handling of messages and data between the ICC and the relevant terminal components.

### 4.1 Tamper-Evident Devices

A tamper-evident device shall ensure that in its normal operating environment the device or its interface does not disclose or alter any sensitive data that is entering or leaving the device or that is stored or processed in the device. (See ISO 13491 for further requirements for tamper-evident devices.)

When a tamper-evident device is operated in a securely controlled environment, the requirements on device characteristics may be reduced since protection is provided by the controlled environment and the management of the device.

#### 4.1.1 Physical Security

A tamper-evident device shall be designed to restrict physical access to internally stored sensitive data and to deter theft, unauthorised use, or unauthorised modification of the equipment. These objectives generally require the incorporation of tamper-resistant, tamper-detection, tamper-indication, or response mechanisms, such as visible or audible alarms.

A tamper-evident device, when not in use, shall contain no sensitive information except unused cryptographic keys. It may be penetrated without loss of security, provided that this penetration is detected before the device and the stored cryptographic keys are again placed into operational use. If the device is designed to allow internal access, erasure of sensitive data must be immediately accomplished when the device is tampered with. A tamper-evident device depends on the detection by the user of attacks on its physical security. Therefore, it shall be so designed and have sufficient tamper-evident features that it shall be obvious to a user when it has been tampered with.

The device shall be designed and constructed so that:

- It is not feasible to penetrate the device to make any additions, substitutions, or modifications to the hardware or software of the device; or to determine or modify any sensitive data and subsequently re-install the device, without requiring specialised skills and equipment not generally available, and without damaging the device so severely that the damage has a high probability of detection.
-

- Any unauthorised access to or modifications of sensitive data that are input, stored, or processed is achieved only by actual penetration of the device.
- The casing is not commonly available, to deter the manufacture of 'look-alike' counterfeit copies from commonly available components.
- Any failure of any part of the device does not cause the disclosure of secret or sensitive data.
- If the device design requires that parts of the device be physically separate and processing data or cardholder instructions pass between these separate components, there is an equal level of protection among all parts of the device.
- Integration of different device parts into a single tamper-evident housing is the necessary condition for exchanging sensitive data such as plaintext PINs.

### 4.1.2 Logical Security

A tamper-evident device shall be designed that no single function, nor any combination of functions, can result in disclosure of sensitive data, except as explicitly allowed by the security implemented in the terminal. The logical protection shall be sufficient so as to not compromise sensitive data, even when only legitimate functions are used. This requirement can be achieved by internal monitoring of statistics or imposing a minimum time interval between sensitive function calls.

If a terminal can be put into a 'sensitive state', that is, a state that allows functions that are normally not permitted (for example, manual loading of cryptographic keys), such a transition shall require the assistance of two or more trusted parties. If passwords or other plaintext data are used to control transit to a sensitive state, the input of such passwords shall be protected in the same manner as other sensitive data.

To minimise risks resulting from the unauthorised use of sensitive functions, the sensitive state shall be established with limits on the number of function calls (where appropriate), and a time limit. After the first of these limits is reached, the device shall return to normal state.

A tamper-evident device shall automatically clear its internal buffers at the end of a transaction or in a time-out situation.

## 4.2 PIN Pads

A PIN pad shall be a tamper-evident device. It shall support entry of a 4-12 digit PIN. When a display is present on a PIN pad, an indication of the entry of each digit shall be displayed. However, the values of the entered PIN shall not be displayed or disclosed by visible or audible feedback means, in accordance with ISO 9564-1.

---

When the terminal supports offline PIN verification, the IFD and PIN pad shall either be integrated into a single tamper-evident device or the IFD and PIN pad shall be two separate tamper-evident devices.

- If the IFD and PIN pad are integrated, the PIN pad does not encipher the offline PIN.
- If the IFD and PIN pad are not integrated, the PIN pad shall encipher the offline PIN according to ISO 9564-1, and the IFD shall decipher the offline PIN.

In either case, the plaintext PIN is transmitted to the card.

During offline PIN verification, the VERIFY command shall be generated by the IFD.

If the terminal supports online PIN verification, when the PIN is entered, the PIN shall be protected upon entry by encipherment according to ISO 9564-1, and the terminal shall transmit the PIN according to the payment system's rules.

The prompt for PIN entry messages displayed on the PIN pad shall be generated by the PIN pad.<sup>6</sup> This does not imply that only PIN-related messages may be displayed on the PIN pad, although those messages shall be authorised by the PIN pad prior to display. The PIN pad shall reject any unauthorised message display.

For an attended terminal, the amount entry process shall be separate from the PIN entry process to avoid accidental display of a PIN on the terminal display. In particular, if the amount and PIN are entered on the same key pad, the amount shall be validated by the cardholder before PIN entry is allowed.

The PIN pad shall be designed to provide privacy and confidentiality so that, during normal use, only the cardholder sees the information entered or displayed. The PIN pad shall be installed or replaced so that its immediate surroundings allows sufficient privacy to enable the cardholder to enter a PIN with minimum risk of the PIN being revealed to others.

The PIN pad shall automatically clear its internal buffers when either of the following conditions occur:

- Upon completion of the transaction.
- In a time-out situation, including when an inordinate period of time has elapsed since a PIN character was entered.

---

<sup>6</sup> This does not apply to PIN pads operated in a secure environment such as an ATM.

---

**THIS PAGE LEFT INTENTIONALLY BLANK**

---



# **Part II**

## **Software Architecture**

# 1. Terminal Software Architecture

This section is intended to provide insight for terminal manufacturers into the future direction of the payment system applications and the consequent requirements for terminal functionality. While terminals without this functionality may operate satisfactorily in today's environment, changes in that environment will enhance the longevity of and provide functional advantages to terminals incorporating the software design principles in this section.

## 1.1 Environmental Changes

In today's environment, support of payment system functions is provided in the typical POS terminal by one or possibly two applications based on the limited data available from the magnetic stripe of a payment system card. Differences in cards presented are largely contained in host systems and are usually transparent to the terminal software.

The ICC replaces this environment with cards that may have multiple diverse applications, with significantly larger amounts of data representing a large number of options that must be interpreted by the terminal. The typical terminal will support multiple applications, with varying degrees of similarity. Applications may be modified annually, presenting additional challenges to software migration in the terminal. New applications will almost certainly be added during the life of a terminal. There will be a need to add applications efficiently and without risk to existing applications. Modification or addition of applications should be done in such a way that unaffected applications need not be recertified. Code should be reusable and sharable with adequate security controls to accomplish such migration with efficiency and integrity.

Greater differentiation between the payment systems should be anticipated at the terminal, expressed by data contained within the ICC. This may (and probably will) be carried down to regional and even issuer levels, requiring the terminal to keep a library of routines available for selection by the card. The terminal may support only a subset of alternative routines, but terminals that support more will be at an advantage in the marketplace.

At the level of this specification, the payment systems view two alternative software architectures as providing the capabilities required. These two alternatives are called the 'Application Program Interface (API)' and the 'Interpreter' approaches.

---

## 1.2 Application Libraries

With either the API or the interpreter approach, the terminal should have the ability to maintain an application library of modules or routines that may be dynamically incorporated into the processing of a given transaction. Modules in the application library may be complete application programs, or they may be subroutines to be called upon at the direction of data within the terminal or the ICC. In the case of an interpreter capability, these modules will be code, written in a virtual machine instruction set implemented within the terminal, to be interpreted by the terminal control program. In the case of the API approach, modules will be object code written to the specific terminal architecture.

In either case, modules within the application library may be dynamically invoked either by logic with the terminal application software or under the direction of referencing data kept within the ICC. The format and specification of external references are under control of the individual payment systems.

A terminal may contain several libraries, some accessible to all applications and some restricted to particular applications or payment systems.

## 1.3 Application Program Interface

This section describes a terminal software architecture through which application programs can make use of a set of essential and frequently used functions provided in terminals through a standard interface - the API.

The API takes the form of a library of functions that can be used by all applications stored in the terminal. The functions in the library may be dynamically linked into the application programs that use them.

The provision of these functions as a library in the terminal has a number of advantages:

- Each application program in the terminal does not need to include the same code to implement standardised functionality. The implementation of only one copy of code in each terminal to perform this functionality is very efficient in terminal memory.
- Application programs do not need to take account of particular terminal hardware configurations, as these will be transparent to the application program

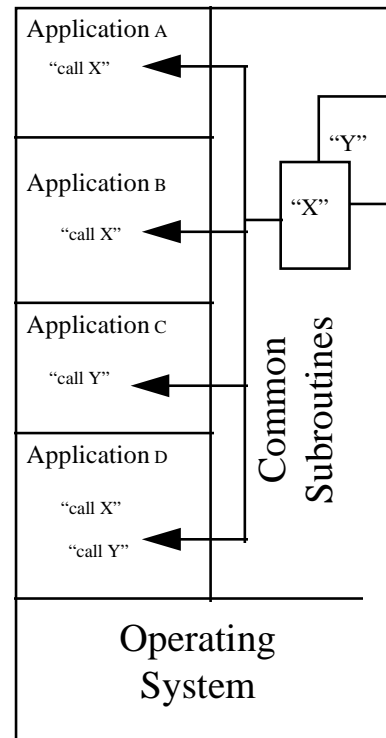


Figure II-1 - Terminal Software

at the API. The implications of a particular terminal's hardware implementation are embedded within the code of the library function that has been certified for that terminal.

- Certification of new terminal application programs will take place against the standardised and approved API function library for a particular terminal and does not require the re-certification of existing terminal applications programs (as would be the case with a single terminal program). The verification of firewalls between application programs is considerably eased by this architecture.

While a single library of functions is used to construct the API, the library contains functions in two broad classes:

- Functions that implement the application selection functionality described in the *Integrated Circuit Card Specification for Payment Systems* (for example, static data authentication)
- Functions that implement essential and frequently used terminal hardware functionality (for example, display, get key entry, etc.)

Functions in the library may use other functions within the library. For example, static data authentication may use a terminal hardware function to read data from an application on the card.

Functions in the library may be written using either terminal dependent object code or a more general virtual machine instruction set.

## 1.4 Interpreter

### 1.4.1 Concept

The purpose of this section is to describe the general architecture underlying an interpreter implementation and give a brief overview of how it relates to the future environment for payment system applications.

Use of ICC technology necessitates altering the firmware in all terminals that accept ICCs. To facilitate this transition, an interpreter may be implemented as a software system that is compact, efficient, and easy to maintain and enhance for future payment system needs. The name arises from the capability of a terminal to contain central processing unit (CPU)-independent application programs and plugs that can be interpreted during a transaction to determine the terminal's behaviour.

An interpreter implementation defines a single software kernel, common across multiple terminal types. This kernel creates a virtual machine that may be implemented on each CPU type and that provides drivers for the terminal's input/output (I/O) and all low-level CPU-specific logical and arithmetic functions. High-level libraries, terminal programs and payment applications using standard kernel functions may be developed and certified once; thereafter, they will run on

---

any conforming terminal implementing the same virtual machine without change. Therefore, a significant consequence of an interpreter is a simplified and uniform set of test and certification procedures for all terminal functions.

To summarise, interpreters provide the following major benefits:

- A kernel with generalised ICC support functions, to be installed in each terminal only once. The kernel lifetime is expected to match that of the terminal (7-10 years).
- One version of the terminal software kernel across multiple processor and terminal types. Therefore, only one certification and validation is needed for software libraries, terminal programs, and payment applications on the set of terminal types supported using a common interpreter/virtual machine.
- Terminal kernel certification independent of applications, so certification only needs to be performed once for each terminal type using a common interpreter/virtual machine. A terminal type is defined as a specific configuration of terminal CPU and I/O functions.
- Support for CPU-independent plugs that can be interpreted during a transaction to enhance a terminal's behaviour. CPU independence means that only one certification and validation is needed for this code.

### 1.4.2 Virtual Machine

The application software in every terminal using the interpreter approach is written in terms of a common virtual machine. The virtual machine is a theoretical microprocessor with standard characteristics that define such things as addressing mode, registers, address space, etc.

The virtual machine accesses memory in two areas: code space and data space. All code accesses are internal to the virtual machine only and are not available to programs; the memory fetch and store operators access data space only. Translated program code only exists in code space. No terminal software (libraries or other functions external to the kernel) can make any assumptions regarding the nature or content of code space or attempt to modify code space in any way. This restriction, plus the complete absence of a symbol table, adds significantly to program security.

### 1.4.3 Kernel

A kernel contains all functions whose implementation depends upon a particular platform (CPU and operating system). It includes a selected set of commands, plus a number of specialised functions, such as terminal I/O support and program loader/interpreter support.

---

### 1.4.4 Application Code Portability

Virtual machine emulation may be accomplished by one of three methods: interpreting virtual machine instructions, translating the virtual machine language into a directly executable 'threaded code' form, or translating it into actual code for the target CPU. The latter two methods offer improved performance at a modest cost in complexity.

The kernel for each particular CPU type is written to make that processor emulate the virtual machine. The virtual machine concept makes a high degree of standardisation possible across widely varying CPU types and simplifies program portability, testing, and certification issues.

Programs may be converted to an intermediate language, between the high level source language used by the programmer and the low-level machine code required by the microprocessor, and subsequently transported to the target terminal to be processed by the terminal into an executable form.

## 1.5 Plugs and Sockets

One function of ICCs is to improve transaction security by incorporating and managing enciphered data and participating actively in the transaction validation process. Under this concept, the payment systems define a number of procedures (referred to as 'sockets') that may be inserted by the application programmer (and hence under acquirer control and under payment system supervision) to act as placeholders for the addition of enhancing code during transaction processing.

Sockets are intended to be placed at various points in existing terminal applications or even in the terminal program itself. They are used to refer to library functions and may even occur inside a library function if a payment system foresees the need to change the way a library function operates.

Sockets are initialised to default behaviours. If no further action is taken by the terminal program, the default behaviour of these procedures will be to do nothing when they are executed.

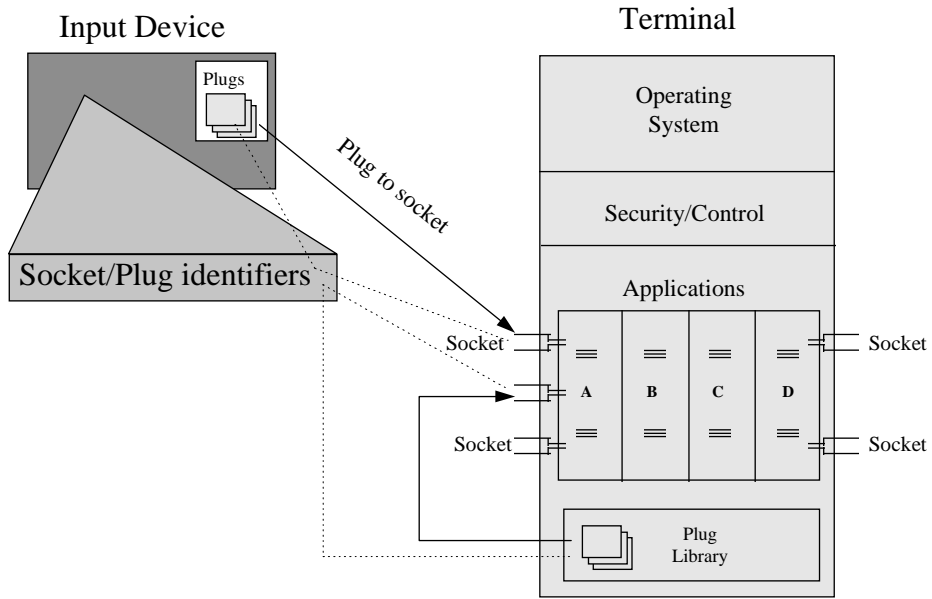
Plugs are executable code, written in the machine language or virtual machine instruction set supported by the terminal, that may be inserted at points defined by sockets to enhance the default terminal logic. Plugs may already exist in the terminal to be invoked under control of data in the ICC and logic in the terminal. Plugs may also come from an input device (such as the ICC or a host system connected to the terminal), but only if agreed by the payment system, issuer, acquirer, and merchant. Special care may be required for ICC plugs if they can modify a socket's behaviour or be placed in the program flow prior to successful card authentication.

At the conclusion of a transaction, the sockets are restored to their original application default behaviours.

---

The proposed terminal architecture does not propose that ICCs contain entire applications but only plugs that enhance existing terminal applications.

Figure II-2 illustrates the relationship between plugs and sockets.



**Figure II-2 - Socket/Plug Relationship**

## 2. Software Management

A means of software upgrade shall be supported wherever this is not in conflict with national legal restrictions. The software upgrade may be facilitated from a remote site over a network or locally.

Prior to accepting new software, the terminal shall:

- Verify the identity of the party loading the software, since only software issued by the terminal manufacturer, owner, or a third party approved by the owner or acquirer can be loaded in the terminal.
- Verify the integrity of the loaded software.

When both tests are successful, the terminal shall notify the party loading the software whether the load was successfully performed or not.

To facilitate ICC application upgrade from one version to another, the terminal should be able to support at least two versions of the ICC application, as identified by the terminal's Application Version Numbers.

---



### 3. Data Management

The data elements listed in this section shall be initialised in the terminal or obtainable at the time of a transaction (definitions for these data are in Annex B). There may be additional data elements required for initialisation, such as those currently used for magnetic stripe processing.

Whenever a data element is initialised or updated, data integrity shall be assured.

Data elements resident in the terminal shall be under the control of one of the following parties:

- Terminal manufacturer: For example, IFD Serial Number
- Acquirer (or its agent): For example, Merchant Category Code
- Merchant: For example, Local Date and Local Time (these may be controlled by either the merchant or acquirer)

The terminal shall be constructed in such a way that:

- Terminal Capabilities and Additional Terminal Capabilities are initialised in the terminal before the terminal is placed in its operational state.
- Terminal Type is initialised in the terminal at the moment of installation.
- Terminal Capabilities, Additional Terminal Capabilities, and Terminal Type cannot be modified unintentionally or by unauthorised access.
- Whenever the terminal's capabilities are updated or modified, Terminal Capabilities, Additional Terminal Capabilities, and Terminal Type are accurately updated.

The terminal should be constructed in such a way that the data which is under control of the acquirer is only initialised and updated by the acquirer (or its agent).

#### 3.1 Application Independent Data

The following data elements are application independent and shall be unique to the terminal (see section I-1.3, of this specification for different terminal configurations):

- Local Date
  - Local Time
  - Terminal Country Code
  - Transaction Sequence Counter
-

The following data elements are application independent and may be specific to each device constituting the terminal, such as a host concentrating a cluster of devices (see Figure I-2 in Part I of this specification for an example):

- Additional Terminal Capabilities
- IFD Serial Number
- Terminal Capabilities
- Terminal Type

The terminal shall have parameters initialised so that it can identify what language(s) are supported to process the card's Language Preference (see section II-1.1, of this specification).

### 3.2 Application Dependent Data

The following data elements are application dependent and, if required, are specified by individual payment system specifications:

- Acquirer Identifier
- Application Identifier (AID)
- Application Version Number
- Certification Authority Public Key<sup>7</sup> (required if terminal supports data authentication)
  - Certification Authority Public Key Exponent
  - Certification Authority Public Key Modulus
- Certification Authority Public Key Index<sup>7</sup> (required if terminal supports data authentication): the key index in conjunction with the Registered Application Provider Identifier (RID) of the payment system Application Identifier (AID) identifies the key and the algorithm for data authentication
- Default Dynamic Data Authentication Data Object List (DDOL) (required if terminal supports dynamic data authentication)
- Default Transaction Certificate Data Object List (TDOL) (If not present, a default TDOL with no data objects in the list shall be assumed)

---

<sup>7</sup> See Part IV of *Integrated Circuit Card Specification for Payment Systems*

---

- Maximum Target Percentage to be used for Biased Random Selection (required if offline terminal with online capability)
- Merchant Category Code
- Merchant Identifier
- Merchant Name and Location
- PIN Pad Secret Key (required if the PIN pad and IC reader are not an integrated tamper-evident device or if the terminal supports enciphering PINs for online verification)
- Target Percentage to be used for Random Selection (required if offline terminal with online capability)
- Terminal Action Code - Default, Terminal Action Code - Denial, Terminal Action Code - Online (required if non-zero values to be used<sup>8</sup>)
- Terminal Floor Limit (required if offline terminal or offline terminal with online capability)
- Terminal Identification
- Terminal Risk Management Data (if required by individual payment system rules)
- Threshold Value for Biased Random Selection (required if offline terminal with online capability)
- Transaction Currency Code
- Transaction Currency Exponent
- Transaction Reference Currency Code
- Transaction Reference Currency Conversion
- Transaction Reference Currency Exponent

The terminal shall provide the necessary logical key slots to handle the active and future replacement Certification Authority Public Keys necessary for data

---

<sup>8</sup> According to the *Integrated Circuit Card Application Specification for Payment Systems*, the default value consists of all bits set to '0', although 'Data authentication was not performed', 'Static data authentication failed', and 'Dynamic data authentication failed' bits are strongly recommended to be set to '1' in the Terminal Action Code - Default and Terminal Action Code - Online.

---

authentication. Each logical key slot shall contain the following data: RID, Certification Authority Public Key Index, Certification Authority Public Key.

When the Certification Authority Public Key is loaded to the terminal, the terminal shall verify the Certification Authority Public Key Check Sum to detect a key entry or transmission error. The method for calculating this check sum is by the terminal-supported Secure Hash Algorithm. If the verification process fails, the terminal shall not accept the Certification Authority Public Key and shall display an error message. After the Certification Authority Public Key is successfully loaded, the terminal should store the Certification Authority Public Key Check Sum.

A means for updating data elements specific to payment system applications shall be supported wherever this is not in conflict with national legal restrictions. Data update may be facilitated from a remote site over a network or locally.

---

**THIS PAGE LEFT INTENTIONALLY BLANK**

---

# **Part III**

## **Cardholder, Attendant, and Acquirer Interface**

# 1. Cardholder and Attendant Interface

## 1.1 Language Selection

The terminal shall support at least the local language which is the language of common usage in the terminal's locality or region. The messages displayed to the attendant shall always be in the local language. To display the standard messages defined in section 1.2, the terminal shall support the relevant character set defined in the corresponding part of ISO 8859.

Depending on the local environment and business conditions, the terminal should support multiple languages for displaying the set of messages described in section 1.2 to the cardholder. A terminal supporting multiple languages may need additional parts of ISO 8859 to display characters relevant to these languages.

ISO 8859 consists of several parts, each part specifying a set of up to 191 characters coded by means of a single 8-bit byte. Each part is intended for use for a group of languages. All parts of ISO 8859 contain a common set of 95 characters, coded between '20' (hexadecimal) and '7E' (hexadecimal) as shown in Annex C. This common character set allows the terminal to display Application Label(s) and messages in multiple languages using Latin characters without using diacritic marks (see example in Annex C).

A terminal supporting multiple languages shall compare the card's Language Preference with the languages supported in the terminal at the beginning of the transaction.

If a match is found, the language with the highest preference shall be used in the messages displayed to the cardholder. Language Preference is coded so that the language with the highest preference appears first and the lowest preference appears last.

If no match is found and the terminal supports more than one language, the terminal shall allow the cardholder to select the preferred language at the beginning of the transaction. The messages shall be displayed to the cardholder in the selected language.

If no match is found or the terminal supports only one language, the terminal shall display messages in that language.

When a message is displayed to the cardholder as well as the attendant, it should be displayed to the attendant in the local language and to the cardholder in the preferred language, if supported.

---

## 1.2 Standard Messages<sup>9</sup>

To ensure consistency in the messages displayed by the terminal and the PIN pad, the following set of messages (or their equivalent meaning) shall be used in the languages of preference for the cardholder and attendant.

The messages shall be uniquely identified by a two-character message identifier as shown below. The message identifier is for identification purposes only and is not to be displayed to the cardholder or attendant. Values '01' - '12' (hexadecimal) are described below. Values '13' - '3F' (hexadecimal) are reserved for assignment according to this specification. Values '40' - '7F' (hexadecimal) are reserved for use by the individual payment systems. Values '80' - 'BF' (hexadecimal) are reserved for use by acquirers. Values 'C0' - 'FF' (hexadecimal) are reserved for use by issuers.

There may be additional messages displayed for the attendant or cardholder.

Note: messages may be displayed simultaneously, such as 'Incorrect PIN' and 'Enter PIN'.

### **'01' - (AMOUNT)**

Indicates the transaction amount to both the cardholder and attendant.

### **'02' - (AMOUNT) OK?**

Invites a response from the cardholder indicating agreement or disagreement with the displayed transaction amount. Agreement or disagreement should be denoted by pressing the 'Enter' or 'Cancel' keys, respectively.

### **'03' - APPROVED**

Indicates to the cardholder and attendant that the transaction has been approved.

### **'04' - CALL YOUR BANK**

Indicates to the cardholder or attendant to contact the issuer or acquirer, as appropriate, such as for voice referrals.

### **'05' - CANCEL OR ENTER**

When used with the 'Enter PIN' message, instructs the cardholder to validate PIN entry by pressing the 'Enter' key or to cancel PIN entry by pressing the 'Cancel' key.

---

<sup>9</sup> This specification does not imply that the terminal shall support a set of standard messages in English.

---



**'06' - CARD ERROR**

Indicates to the cardholder or attendant a malfunction of the card or a non-conformance to answer-to-reset.

**'07' - DECLINED**

Indicates to the cardholder and attendant that the online or offline authorisation has not been approved.

**'08' - ENTER AMOUNT**

Instructs the cardholder at an unattended terminal or the attendant at an attended terminal to enter the amount of the transaction. Confirmation or cancellation of amount entry should be denoted by pressing the 'Enter' or 'Cancel' keys, respectively.

**'09' - ENTER PIN**

Invites the cardholder to enter the PIN for the first and subsequent PIN tries. An asterisk is displayed for each digit of the PIN entered.

**'0A' - INCORRECT PIN**

Indicates that the PIN entered by the cardholder does not match the reference PIN.

**'0B' - INSERT CARD**

Instructs to insert the ICC into the IFD. Correct insertion should be noted by displaying the message 'Please Wait' to reassure the cardholder or attendant that the transaction is being processed.

**'0C' - NOT ACCEPTED**

Indicates to the cardholder and attendant that the application is not supported or there is a restriction on the use of the application, for example, the card has expired.

**'0D' - PIN OK**

Indicates that offline PIN verification was successful.

**'0E' - PLEASE WAIT**

Indicates to the cardholder and attendant that the transaction is being processed.

**'0F' - PROCESSING ERROR**

Displayed to the cardholder or attendant when the card is removed before the processing of a transaction is complete or when the transaction is aborted because of

---

a power failure, or the system or terminal has malfunctioned, such as communication errors or time-outs.

#### **'10' - REMOVE CARD**

Instructs to remove the ICC from the IFD.

#### **'11' - USE CHIP READER**

Instructs to insert ICC into the IC reader of the IFD.

#### **'12' - USE MAG STRIPE**

Instructs to insert ICC into the magnetic stripe reader of the terminal after IC reading fails, when the IC and magnetic stripe readers are not combined.

#### **'13' - TRY AGAIN**

Invites the cardholder to re-execute the last action performed.

### **1.3 Application Selection**

A terminal supporting more than one application should offer the cardholder the ability to select an application or confirm the selection proposed by the terminal. Applications supported by both the ICC and the terminal shall be presented to the cardholder in priority sequence according to the card's Application Priority Indicator, if present, with the highest priority listed first.

A terminal allowing cardholder selection or confirmation shall read from the card's directory and display:

- The Application Preferred Name(s), if present and if the Issuer Code Table Index indicating the part of ISO 8859 to use is present and supported by the terminal (as indicated in Additional Terminal Capabilities).
- Otherwise, the Application Label(s), if present, by using the common character set of ISO 8859 (see Annex C).

A terminal not offering the cardholder the ability to select or confirm a selection shall determine those applications supported by both the card and the terminal that may be selected without confirmation of the cardholder according to Application Priority Indicator, if present. The terminal shall select the application with the highest priority from those.

If the card returns SW1 SW2 other than '9000' in response to the SELECT command indicating that the transaction cannot be performed with the selected application:

- A terminal allowing cardholder selection or confirmation should display the 'Try Again' message and shall present to the cardholder the list of applications supported by both the ICC and the terminal without this application
- A terminal not offering cardholder selection or confirmation shall select the application with the next highest priority among those supported by both the ICC and the terminal that may be selected without cardholder confirmation.

If no application can be selected, the terminal should display the 'Not Accepted' message and shall terminate the transaction.

The application used for the transaction shall be identified on the transaction receipt by the partial Application PAN (or the full PAN, if allowed by payment system rules) and the AID.

## 1.4 Receipt

Whenever a receipt is provided, it shall contain the AID in addition to the data required by payment system rules.<sup>10</sup> The AID shall be printed as hexadecimal characters.

---

<sup>10</sup> As stated in section 1.3, the receipt shall contain the partial Application PAN (or full if allowed).

---

## 2. Acquirer Interface

### 2.1 Message Content

Messages typically flow from the terminal to the acquirer and from the acquirer to the issuer. Message content may vary from one link to another, with data being added to enrich the message at the acquirer. To enrich the message, the acquirer stores static point of transaction data elements<sup>11</sup> based on the Merchant Identifier and/or the Terminal Identifier. These data elements are implicitly referred to by the Merchant/Terminal Identifier(s) and therefore may be absent in terminal to acquirer messages.<sup>12</sup> In the following sections, this implicit relationship is indicated by a specific condition: 'Present if the Merchant/Terminal Identifier(s) do not implicitly refer to the (data element)'.

Message content may also vary due to data requested by the acquirer but not the issuer, such as for transaction capture or audit. The ICC stored data elements are implicitly known by the issuer<sup>13</sup> based on the AID and/or PAN and therefore may be absent in acquirer to issuer messages. In the following sections, this implicit relationship is indicated by a specific condition: 'Present if requested by the acquirer'.

Data requirements may differ depending on terminal operational control, which is recognised through a specific condition: 'Present for Terminal Type = xx'. For example, Merchant Identifier is provided only for a merchant-controlled terminal (Terminal Type = '2x').

An authorisation message shall be used when transactions are batch data captured. A financial transaction message shall be used when online data capture is performed by the acquirer. An offline advice shall be conveyed within batch data capture when supported. An online advice or a reversal message shall be transmitted real-time, similarly to an authorisation or financial transaction message.

This section describes requirements associated with ICC transactions and distinguishes between new data elements and existing data elements used for magnetic stripe transactions. Data elements referred to as existing are those defined in ISO 8583:1987, though actual terminal message contents are usually specific to (each of) the acquiring system(s) to which the terminal is connected.

---

<sup>11</sup> These data elements indicate point of transaction acceptance characteristics that rarely change, such as Merchant Category Code, Acquirer Identifier, or Terminal Country Code.

<sup>12</sup> At a minimum, all data listed in the Card Risk Management Data Object Lists and the TDOL shall be available at the point of transaction.

<sup>13</sup> These data elements reflect card acceptance conditions and restrictions that rarely change, such as Application Interchange Profile, Application Usage Control, or Issuer Action Codes.

---

Data elements marked with an asterisk are recommended to be part of the minimum data requirements for ICC transactions.

For informational purposes, Annex D describes an example for conversion into message data elements.

### 2.1.1 Authorisation Request

An authorisation request should convey the data elements contained in Table III-1 and Table III-2 subject to the specified conditions.

Table III-1 contains the new data elements specifically created for an ICC transaction.

Data Element	Condition
Application Interchange Profile *	
Application Transaction Counter *	
ARQC *	
Cryptogram Information Data	
CVM Results	
IFD Serial Number	Present if Terminal Identifier does not implicitly refer to IFD Serial Number
Issuer Application Data *	Present if provided by ICC in GENERATE AC command response
Terminal Capabilities	
Terminal Type	
Terminal Verification Results *	
Unpredictable Number*	Present if input to application cryptogram calculation

**Table III-1 - New Authorisation Request Data Elements**

Table III-2 contains existing data elements necessary for an ICC transaction.

---

<b>Data Element</b>	<b>Condition</b>
Acquirer Identifier	Present for Terminal Type = '1x' or '2x' if Merchant Identifier or Terminal Identifier does not implicitly refer to a single acquirer
Amount, Authorised *	
Amount, Other *	Present if cashback used for current transaction
Application Effective Date	Present if in ICC
Application Expiration Date	Present if not in Track 2 Equivalent Data
Application PAN *	Present if not in Track 2 Equivalent Data
Application PAN Sequence Number *	Present if in ICC
Enciphered PIN Data	Present if CVM performed is 'enciphered PIN for online verification'
Merchant Category Code	Present for Terminal Type = '2x' if Merchant Identifier or Terminal Identifier does not implicitly refer to a single merchant category
Merchant Identifier	Present for Terminal Type = '2x' if Terminal Identifier does not implicitly refer to a single merchant
POS Entry Mode	
Terminal Country Code *	Present if Terminal Identifier or IFD Serial Number does not implicitly refer to a single terminal country
Terminal Identifier	
Track 2 Equivalent Data	Present if in ICC
Transaction Currency Code *	Present if Merchant Identifier or Terminal Identifier does not implicitly refer to a single transaction currency accepted at point of transaction
Transaction Date *	
Transaction Time	Present if Terminal Type = 'x2', 'x3', 'x5', or 'x6'
Transaction Type *	

**Table III-2 - Existing Authorisation Request Data Elements**

## 2.1.2 Financial Transaction Request

A financial transaction request should convey the data elements contained in Table III-3 and Table III-4 subject to the specified conditions.

Table III-3 contains the new data elements created specifically for an ICC transaction.

Data Element	Condition
Application Interchange Profile *	
Application Transaction Counter *	
Application Usage Control	Present if requested by acquirer
ARQC *	
Cryptogram Information Data	
CVM List	Present if requested by acquirer
CVM Results	
IFD Serial Number	Present if Terminal Identifier does not implicitly refer to IFD Serial Number
Issuer Action Code - Default	Present if requested by acquirer
Issuer Action Code - Denial	Present if requested by acquirer
Issuer Action Code - Online	Present if requested by acquirer
Issuer Application Data *	Present if provided by ICC in GENERATE AC command response
Terminal Capabilities	
Terminal Type	
Terminal Verification Results *	
Unpredictable Number *	Present if input to application cryptogram calculation

**Table III-3 - New Financial Transaction Request Data Elements**

Table III-4 contains existing data elements necessary for an ICC transaction.

<b>Data Element</b>	<b>Condition</b>
Acquirer Identifier	Present for Terminal Type = '1x' or '2x' if Merchant Identifier or Terminal Identifier does not implicitly refer to a single acquirer
Amount, Authorised *	Present if final transaction amount is different from authorised amount
Amount, Other *	Present if cashback used for current transaction
Application Effective Date	Present if in ICC
Application Expiration Date	Present if not in Track 2 Equivalent Data
Application PAN *	Present if not in Track 2 Equivalent Data
Application PAN Sequence Number *	Present if in ICC
Enciphered PIN Data	Present if CVM performed is 'Enciphered PIN for online verification'.
Issuer Country Code	Present if requested by acquirer
Merchant Category Code	Present for Terminal Type = '2x' if Merchant Identifier or Terminal Identifier does not implicitly refer to a single merchant category
Merchant Identifier	Present for Terminal Type = '2x' if Terminal Identifier does not implicitly refer to a single merchant
POS Entry Mode	
Terminal Country Code *	Present if Terminal Identifier or IFD Serial Number does not implicitly refer to a single terminal country
Terminal Identifier	
Track 2 Equivalent Data	Present if in ICC
Transaction Amount *	



Transaction Currency Code *	Present if Merchant Identifier or Terminal Identifier does not implicitly refer to a single transaction currency accepted at point of transaction
Transaction Date *	
Transaction Time	Present if Terminal Type = 'x2', 'x3', 'x5', or 'x6'
Transaction Type *	

**Table III-4 - Existing Financial Transaction Request Data Elements**

### 2.1.3 Authorisation or Financial Transaction Response

Authorisation and financial transaction responses should convey the data elements contained in Table III-5 and Table III-6 subject to the specified conditions:

Table III-5 contains the new data elements specifically created for an ICC transaction.

Data Element	Condition
Issuer Authentication Data	Present if online issuer authentication performed
Issuer Script(s)	Present if commands to ICC are sent by issuer

**Table III-5 - New Authorisation or Financial Transaction Response Data Elements**

Table III-6 contains existing data elements necessary for an ICC transaction.

Data Element	Condition
Acquirer Identifier	Present for Terminal Type = '1x' or '2x' if in request message
Amount, Authorised	
Authorisation Code	Present if transaction is approved
Authorisation Response Code	

Terminal Identifier	
Transaction Date	
Transaction Time	

**Table III-6 - Existing Authorisation or Financial Transaction Response Data Elements**

## 2.1.4 Financial Transaction Confirmation

A financial transaction confirmation should convey the data elements contained in Table III-7 and Table III-8 subject to the specified conditions.

Table III-7 contains the new data elements specifically created for an ICC transaction.

Data Element	Condition
Issuer Script Results	Present if script commands to ICC are delivered by terminal
TC or AAC	

**Table III-7 - New Financial Transaction Confirmation Data Elements**

Table III-8 contains existing data elements necessary for an ICC transaction.

Data Element	Condition
Terminal Identifier	

**Table III-8 - Existing Financial Transaction Confirmation Data Elements**

## 2.1.5 Batch Data Capture

Batch data capture should convey the data elements contained in Table III-9 and Table III-10 subject to the specified conditions. Message Type is used to distinguish between an offline advice and a financial record.

---

Table III-9 contains the new data elements specifically created for an ICC transaction.

<b>Data Element</b>	<b>Condition</b>
Application Interchange Profile *	
Application Transaction Counter *	
Application Usage Control	Present if requested by acquirer
Cryptogram Information Data	
CVM List	Present if requested by acquirer
CVM Results	
IFD Serial Number	Present if Terminal Identifier does not implicitly refer to IFD Serial Number
Issuer Action Code - Default	Present if requested by acquirer
Issuer Action Code - Denial	Present if requested by acquirer
Issuer Action Code - Online	Present if requested by acquirer
Issuer Application Data *	Present if provided by ICC in GENERATE AC command response
Issuer Script Results	Present if script commands to ICC are delivered by terminal
Terminal Capabilities	
Terminal Type	
Terminal Verification Results *	
TC or AAC *	
Unpredictable Number *	Present if input to application cryptogram calculation

**Table III-9 - New Batch Data Capture Data Elements**

Table III-10 contains existing data elements necessary for an ICC transaction.

<b>Data Element</b>	<b>Condition</b>
Acquirer Identifier	Present if for Terminal Type = '1x' or '2x' Merchant Identifier or Terminal Identifier does not implicitly refer to a single acquirer
Amount, Authorised *	Present if final transaction amount is different from authorised amount
Amount, Other *	Present if cashback used for current transaction
Application Effective Date	Present if in ICC
Application Expiration Date	
Application PAN *	
Application PAN Sequence Number *	Present if in ICC
Authorisation Code	Present if transaction is approved
Authorisation Response Code	
Issuer Country Code	Present if requested by acquirer
Merchant Category Code	Present for Terminal Type = '2x' if Merchant Identifier or Terminal Identifier does not implicitly refer to a single merchant category
Merchant Identifier	Present for Terminal Type = '2x' if Terminal Identifier does not implicitly refer to a single merchant
Message Type	
POS Entry Mode	
Terminal Country Code *	Present if Terminal Identifier or IFD Serial Number does not implicitly refer to a single terminal country
Terminal Identifier	
Transaction Amount *	

Transaction Currency Code *	Present if Merchant Identifier or Terminal Identifier does not implicitly refer to a single transaction currency accepted at point of transaction
Transaction Date *	
Transaction Time	
Transaction Type *	

**Table III-10 - Existing Batch Data Capture Data Elements**

### 2.1.6 Reconciliation

A reconciliation should convey the existing data elements necessary for ICC transactions and subject to the specified conditions.

Data Element	Condition
Acquirer Identifier	Present for Terminal Type = '1x' or '2x' if Merchant Identifier or Terminal Identifier does not implicitly refer to a single acquirer
Amount, Net Reconciliation	
Merchant Identifier	Present for Terminal Type = '2x' if Terminal Identifier implicitly does not refer to a single merchant
Reconciliation Currency Code	Present if Merchant Identifier or Terminal Identifier does not implicitly refer to a single transaction currency accepted at point of transaction
Terminal Identifier	
Transactions Number (per transaction type)	
Transactions Amount (per transaction type)	

**Table III-11 - Existing Reconciliation Data Elements**

## 2.1.7 Online Advice

An online advice should convey the data elements contained in Tables III-12 and III-13 subject to the specified conditions.

Table III-12 contains the new data elements specifically created for an ICC transaction.

Data Element	Condition
Application Interchange Profile	
Application Transaction Counter	
Cryptogram Information Data	
CVM Results	
IFD Serial Number	Present if Terminal Identifier does not implicitly refer to IFD Serial Number
Issuer Application Data	Present if provided by ICC in GENERATE AC command response
Issuer Script Results	Present if script commands to ICC are delivered by terminal
Terminal Capabilities	
Terminal Type	
Terminal Verification Results	
TC or AAC	
Unpredictable Number	Present if input to application cryptogram calculation

**Table III-12 - New Online Advice Data Elements**

Table III-13 contains existing data elements necessary for an ICC transaction.

---

<b>Data Element</b>	<b>Condition</b>
Acquirer Identifier	Present for Terminal Type = '1x' or '2x' if Merchant Identifier or Terminal Identifier does not implicitly refer to a single acquirer
Amount, Authorised	Present if final transaction amount is different from authorised amount
Application Effective Date	Present if in ICC
Application Expiration Date	Present if not in Track 2 Equivalent Data
Application PAN	Present if not in Track 2 Equivalent Data
Application PAN Sequence Number	Present if in ICC
Authorisation Response Code	
Merchant Category Code	Present for Terminal Type = '2x' if Merchant Identifier or Terminal Identifier does not implicitly refer to a single merchant category
Merchant Identifier	Present for Terminal Type = '2x' if Terminal Identifier does not implicitly refer to a single merchant
POS Entry Mode	
Terminal Country Code	Present if Terminal Identifier or IFD Serial Number does not implicitly refer to a single terminal country
Terminal Identifier	
Track 2 Equivalent Data	Present if in ICC
Transaction Amount	
Transaction Currency Code	Present if Merchant Identifier or Terminal Identifier does not implicitly refer to a single transaction currency accepted at point of transaction
Transaction Date	
Transaction Time	Present if Terminal Type = 'x2', 'x3', 'x5, or 'x6'
Transaction Type	

Table III-13 - Existing Online Advice Data Elements

## 2.1.8 Reversal

A reversal should convey the data elements contained in Table III-14 and Table III-15 subject to the specified conditions.

Table III-14 contains the new data elements specifically created for an ICC transaction.

Data Element	Condition
Application Interchange Profile	
Application Transaction Counter	
IFD Serial Number	Present if Terminal Identifier does not implicitly refer to IFD Serial Number
Issuer Application Data	Present if provided by ICC in GENERATE AC command response
Issuer Script Results	Present if script commands to ICC are delivered by terminal
Terminal Capabilities	
Terminal Type	
Terminal Verification Results	

**Table III-14 - New Reversal Data Elements**



Table III-15 contains existing data elements necessary for an ICC transaction.

<b>Data Element</b>	<b>Condition</b>
Acquirer Identifier	Present for Terminal Type = '1x' or '2x' if Merchant Identifier or Terminal Identifier does not implicitly refer to a single acquirer
Application Expiration Date	Present if not in Track 2 Equivalent Data
Application PAN	Present if not in Track 2 Equivalent Data
Application PAN Sequence Number	Present if in ICC
Authorisation Response Code	
Merchant Category Code	Present for Terminal Type = '2x' if Merchant Identifier or Terminal Identifier does not implicitly refer to a single merchant category
Merchant Identifier	Present for Terminal Type = '2x' if Terminal Identifier does not implicitly refer to a single merchant
Original Data Elements	Present if available at terminal
POS Entry Mode	
Terminal Country Code	Present if Terminal Identifier or IFD Serial Number does not implicitly refer to a single terminal country
Terminal Identifier	
Track 2 Equivalent Data	Present if in ICC
Transaction Amount	
Transaction Currency Code	Present if Merchant Identifier or Terminal Identifier does not implicitly refer to a single transaction currency accepted at point of transaction
Transaction Date	
Transaction Time	Present if Terminal Type = 'x2', 'x3', 'x5, or 'x6'
Transaction Type	

**Table III-15 - Existing Reversal Data Elements**

## 2.2 Exception Handling

This section describes exception conditions that may occur during real-time authorisation, financial transaction, or online advice and the associated actions the terminal shall perform.

In this section, the term 'authorisation' applies to authorisation messages as well as financial transaction messages.

### 2.2.1 Unable to Go Online

During transaction processing, the terminal may send an authorisation request to the acquirer due to at least one of the following conditions:

- Online-only terminal type
- Attendant action (for example, merchant suspicious of cardholder)
- Terminal risk management parameters set by the acquirer
- Terminal action analysis in comparing Terminal Verification Results with Issuer Action Code - Online (see the *Integrated Circuit Card Application Specification for Payment Systems*)
- Card action analysis via its response to the first GENERATE AC command: Cryptogram Information Data indicates ARQC returned (see the *Integrated Circuit Card Specification for Payment Systems* and the *Integrated Circuit Card Application Specification for Payment Systems*)

If the terminal is unable to process the transaction online, as described in the *Integrated Circuit Card Application Specification for Payment Systems*, the terminal shall compare the Terminal Verification Results with both Terminal Action Code - Default and Issuer Action Code - Default to determine whether to accept or decline the transaction offline and shall issue the second GENERATE AC command to the ICC indicating its decision:

- If the terminal accepts the transaction, it shall set the Authorisation Response Code to 'Unable to go online, offline accepted'.
- If the terminal declines the transaction, it shall set the Authorisation Response Code to 'Unable to go online, offline declined'.

The result of card risk management performed by the ICC is made known to the terminal through the return of the Cryptogram Information Data indicating either a TC for an approval or an AAC for a decline.

---

## 2.2.2 Downgraded Authorisation

When the authorisation response received by the terminal does not contain the Issuer Authentication Data, the terminal shall not execute the EXTERNAL AUTHENTICATE command and shall set the 'Issuer authentication was performed' bit in the Transaction Status Information to '0', as described in the *Integrated Circuit Card Application Specification for Payment Systems*. The terminal shall continue processing based on the Authorisation Response Code returned in the response message as described in section I-2.2.6 of this specification.

Note: If the acquirer or the intermediate network is unable to support ICC messages, the terminal should send messages compliant with current payment system specifications. Payment systems will determine compliance requirements for message content.

## 2.2.3 Authorisation Response Incidents

The authorisation response may not be correctly received by the terminal. The following incidents may occur:

- Response not received or received too late (for example, network failure, time-out)
- Response with invalid format or syntax
- Request not received by the authorisation host (for example, network failure)

After repeat(s) of the authorisation request, the terminal shall process the transaction as being unable to go online. As described in the *Integrated Circuit Card Application Specification for Payment Systems*, the terminal shall compare the Terminal Verification Results with both Terminal Action Code - Default and Issuer Action Code - Default to determine whether to accept or decline the transaction offline and shall issue the second GENERATE AC command to the ICC indicating its decision:

- If the terminal accepts the transaction, it shall set the Authorisation Response Code to 'Unable to go online, offline accepted'.
- If the terminal declines the transaction, it shall set the Authorisation Response Code to 'Unable to go online, offline declined'.

The result of card risk management performed by the ICC is made known to the terminal through the return of the Cryptogram Information Data indicating either a TC for an approval or an AAC for a decline.

When online data capture is performed by the acquirer, the terminal shall send a reversal message regardless of the final decision on the transaction (to ensure that if the authorisation host received a request and sent a response, the transaction is cancelled). After transmission of the reversal, if the transaction is finally approved

offline (TC returned by the ICC), the terminal shall create a financial record to be forwarded to the acquirer.

### **2.2.4 Script Incidents**

The Issuer Script may not be correctly processed. The following incidents may occur:

- Script length error: The response message contains one (or more) Issuer Script(s) whose cumulative total length is larger than the script length supported by the network or terminal.
- Script with incorrect format or syntax: The terminal is unable to correctly parse the Issuer Script(s) into single Script Commands, as specified in the *Integrated Circuit Card Application Specification for Payment Systems*.

If either of these incidents occur, the terminal shall terminate the processing of the Issuer Script in which the incident occurred, shall read if possible the Script Identifier (when present) and shall report it as not performed in the Issuer Script Results of the financial transaction confirmation or batch data capture message. The terminal shall continue processing any subsequent Issuer Script.

### **2.2.5 Advice Incidents**

If the terminal is unable to create an advice when requested by the card in the Cryptogram Information Data returned in the response to the GENERATE AC command as described in section I-2.2.6, of this specification, the terminal shall terminate the transaction.

---

# **Annexes**

## Annex A - Coding of Terminal Data Elements

This annex provides the coding for the Terminal Type, Terminal Capabilities, Additional Terminal Capabilities, CVM Results, Issuer Script Results, and Authorisation Response Code.

Coding of data (bytes or bits) indicated as RFU shall be '0'.

### A1. Terminal Type

Environment	Operational Control Provided By:		
	Financial Institution	Merchant	Cardholder <sup>14</sup>
<b>Attended</b>			
Online only	11	21	--
Offline with online capability	12	22	--
Offline only	13	23	--
<b>Unattended</b>			
Online only	14	24	34
Offline with online capability	15	25	35
Offline only	16	26	36

**Table A-1 - Terminal Type**

Terminal Types '14', '15', and '16' with cash disbursement capability (Additional Terminal Capabilities, byte 1, 'cash' bit = '1') are considered to be ATMs. All other Terminal Types are not considered to be ATMs.

---

<sup>14</sup> For the purpose of this specification, an attended cardholder-controlled terminal is considered to be a nonexistent category.

---

Examples of terminal types are:

- Attended and controlled by financial institution: Branch terminal
- Attended and controlled by merchant: Electronic cash register, portable POS terminal, stand-alone POS terminal, host concentrating POS terminal
- Unattended and controlled by financial institution: ATM, banking automat
- Unattended and controlled by merchant: Automated fuel dispenser, pay telephone, ticket dispenser, vending machine
- Unattended and controlled by cardholder: Home terminal, personal computer, screen telephone

See Annex F for more detailed examples.

---

## A2. Terminal Capabilities

In the tables, a '1' means that if that bit has the value '1', the corresponding 'meaning' applies. An 'x' means that the bit does not apply

### Byte 1: Card Data Input Capability

b8	b7	b6	b5	b4	b3	b2	b1	Meaning
1	x	x	x	x	x	x	x	Manual key entry
x	1	x	x	x	x	x	x	Magnetic stripe
x	x	1	x	x	x	x	x	IC with contacts
x	x	x	0	x	x	x	x	RFU
x	x	x	x	0	x	x	x	RFU
x	x	x	x	x	0	x	x	RFU
x	x	x	x	x	x	0	x	RFU
x	x	x	x	x	x	x	0	RFU

Table A-2 - Terminal Capabilities



**Byte 2: CVM Capability**

b8	b7	b6	b5	b4	b3	b2	b1	Meaning
1	x	x	x	x	x	x	x	Plaintext PIN for ICC verification
x	1	x	x	x	x	x	x	Enciphered PIN for online verification
x	x	1	x	x	x	x	x	Signature (paper)
x	x	x	0	x	x	x	x	RFU
x	x	x	x	0	x	x	x	RFU
x	x	x	x	x	0	x	x	RFU
x	x	x	x	x	x	0	x	RFU
x	x	x	x	x	x	x	0	RFU

**Table A-2 - Terminal Capabilities**

If the terminal supports a CVM of signature, the terminal shall be an attended terminal (Terminal Type = 'x1', 'x2', or 'x3') and shall support a printer (Additional Terminal Capabilities, byte 4, 'Print, attendant' bit = '1').

**Byte 3: Security Capability**

b8	b7	b6	b5	b4	b3	b2	b1	Meaning
1	x	x	x	x	x	x	x	Static data authentication
x	1	x	x	x	x	x	x	Dynamic data authentication
x	x	1	x	x	x	x	x	Card capture
x	x	x	0	x	x	x	x	RFU
x	x	x	x	0	x	x	x	RFU
x	x	x	x	x	0	x	x	RFU
x	x	x	x	x	x	0	x	RFU
x	x	x	x	x	x	x	0	RFU

**Table A-2 - Terminal Capabilities**

### A3. Additional Terminal Capabilities

In the tables, a '1' means that if that bit has the value '1', the corresponding 'meaning' applies. An 'x' means that the bit does not apply

#### Byte 1: Transaction Type Capability

b8	b7	b6	b5	b4	b3	b2	b1	Meaning
1	x	x	x	x	x	x	x	Cash
x	1	x	x	x	x	x	x	Goods
x	x	1	x	x	x	x	x	Services
x	x	x	1	x	x	x	x	Cashback
x	x	x	x	1	x	x	x	Inquiry <sup>15</sup>
x	x	x	x	x	1	x	x	Transfer <sup>16</sup>
x	x	x	x	x	x	1	x	Payment <sup>17</sup>
x	x	x	x	x	x	x	1	Administrative

**Table A-3 - Additional Terminal Capabilities**

---

<sup>15</sup> For the purpose of this specification, an inquiry is a request for information about one of the cardholder's accounts.

<sup>16</sup> For the purpose of this specification, a transfer is a movement of funds by a cardholder from one of its accounts to another of the cardholder's accounts, both of which are held by the same financial institution.

<sup>17</sup> For the purpose of this specification, a payment is a movement of funds from a cardholder account to another party, for example, a utility bill payment.

---

**Byte 2: Transaction Type Capability, continued**

b8	b7	b6	b5	b4	b3	b2	b1	Meaning
0	x	x	x	x	x	x	x	RFU
x	0	x	x	x	x	x	x	RFU
x	x	0	x	x	x	x	x	RFU
x	x	x	0	x	x	x	x	RFU
x	x	x	x	0	x	x	x	RFU
x	x	x	x	x	0	x	x	RFU
x	x	x	x	x	x	0	x	RFU
x	x	x	x	x	x	x	0	RFU

**Table A-3 - Additional Terminal Capabilities**

**Byte 3: Terminal Data Input Capability**

b8	b7	b6	b5	b4	b3	b2	b1	Meaning
1	x	x	x	x	x	x	x	Numeric keys
x	1	x	x	x	x	x	x	Alphabetic and special characters keys
x	x	1	x	x	x	x	x	Command keys
x	x	x	1	x	x	x	x	Function keys
x	x	x	x	0	x	x	x	RFU
x	x	x	x	x	0	x	x	RFU
x	x	x	x	x	x	0	x	RFU
x	x	x	x	x	x	x	0	RFU

**Table A-3 - Additional Terminal Capabilities**

**Byte 4: Terminal Data Output Capability<sup>18</sup>**

b8	b7	b6	b5	b4	b3	b2	b1	Meaning
1	x	x	x	x	x	x	x	Print, attendant
x	1	x	x	x	x	x	x	Print, cardholder
x	x	1	x	x	x	x	x	Display, attendant
x	x	x	1	x	x	x	x	Display, cardholder
x	x	x	x	0	x	x	x	RFU
x	x	x	x	x	0	x	x	RFU
x	x	x	x	x	x	1	x	Code table 10
x	x	x	x	x	x	x	1	Code table 9

**Table A-3 - Additional Terminal Capabilities**

The code table number refers to the corresponding part of ISO 8859.

---

<sup>18</sup> If the terminal is attended (Terminal Type = 'x1', 'x2', or 'x3') and there is only one printer, the 'Print, attendant' bit shall be set to '1' and the 'Print, cardholder' bit shall be set to '0'.

If the terminal is attended and there is only one display, the 'Display, attendant' bit shall be set to '1' and the 'Display, cardholder' bit shall be set to '0'.

If the terminal is unattended (Terminal Type = 'x4', 'x5', or 'x6'), the 'Print, attendant' and 'Display, attendant' bits shall be set to '0'.

---

**Byte 5: Terminal Data Output Capability, continued**

<b>b8</b>	<b>b7</b>	<b>b6</b>	<b>b5</b>	<b>b4</b>	<b>b3</b>	<b>b2</b>	<b>b1</b>	<b>Meaning</b>
1	x	x	x	x	x	x	x	Code table 8
x	1	x	x	x	x	x	x	Code table 7
x	x	1	x	x	x	x	x	Code table 6
x	x	x	1	x	x	x	x	Code table 5
x	x	x	x	1	x	x	x	Code table 4
x	x	x	x	x	1	x	x	Code table 3
x	x	x	x	x	x	1	x	Code table 2
x	x	x	x	x	x	x	1	Code table 1

**Table A-3 - Additional Terminal Capabilities**

## A4. CVM Results

Byte 1: CVM Performed

Last CVM of the CVM List actually performed by the terminal: One-byte CVM Code of the CVM List as defined in the *Integrated Circuit Card Application Specification for Payment Systems* ('3F' if no CVM is performed)

Byte 2: CVM Condition

One-byte CVM Condition Code of the CVM List as defined in the *Integrated Circuit Card Application Specification for Payment Systems*

Byte 3: CVM Result

Result of the (last) CVM performed as known by the terminal:

'0' = Unknown (for example, for signature)

'1' = Failed (for example, for offline PIN)

'2' = Successful (for example, for offline PIN)

## A5. Issuer Script Results

Byte 1: Script Result

First nibble: Result of the Issuer Script processing performed by the terminal:

'0' = Script not performed

'1' = Script processing failed

'2' = Script processing successful

Second nibble: Sequence number of the Script Command

'0' = Not specified

'1' to 'E' = Sequence number from 1 to 14

'F' = Sequence number of 15 or above

Bytes 2-5: Script Identifier

Script Identifier of the Issuer Script received by the terminal, if available, zero filled if not. Mandatory if more than one Issuer Script was received by the terminal.

Bytes 1-5 are repeated for each Issuer Script processed by the terminal.

---



## A6. Authorisation Response Code

When transmitted to the card, the Authorisation Response Code obtained from the authorisation response message shall include at least the following:

- Online approved
- Online declined
- Referral (initiated by issuer)
- Capture card

In addition, the terminal shall be able to generate and transmit to the card the following new response codes when transactions are not authorised online:

- Unable to go online, offline approved
- Unable to go online, offline declined
- Offline approved
- Offline declined
- Approval (after card-initiated referral)
- Decline (after card-initiated referral)

The codes are to be set by individual payment systems.

The terminal shall never modify the Authorisation Response Code returned in the response message<sup>19</sup>.

---

<sup>19</sup> The card's final decision is reflected in the Cryptogram Information Data and not in the Authorisation Response Code.

---

## Annex B - Terminal-Related Data Table

Table B-1 lists data that may be used by the terminal during transaction processing or for financial transaction interchange. Data transmitted from the terminal to the card are also listed in the *Integrated Circuit Card Specification for Payment Systems*. Table B-1 does not list data transmitted from the card to the terminal: see the *Integrated Circuit Card Specification for Payment Systems* for further description.

Name	Description	Source	Format	Tag	Length
Acquirer Identifier	Uniquely identifies the acquirer within each payment system	Terminal	n 6-11	'9F01'	6
Additional Terminal Capabilities	Indicates the data input and output capabilities of the terminal	Terminal	b	'9F40'	3
Amount, Authorised (Binary)	Authorised amount of the transaction (excluding adjustments)	Terminal	b	'81'	4
Amount, Authorised (Numeric)	Authorised amount of the transaction (excluding adjustments)	Terminal	n 12	'9F02'	6
Amount, Other (Binary)	A secondary amount associated with the transaction representing a cashback amount	Terminal	b	'9F04'	4
Amount, Other (Numeric)	A secondary amount associated with the transaction representing a cashback amount	Terminal	n 12	'9F03'	6
Amount, Reference Currency (Binary)	Authorised amount expressed in the reference currency	Terminal	b	'9F3A'	4
Application Identifier (AID)	Identifies the application as described in ISO/IEC 7816-5	Terminal	b	'9F06'	5-16
Application Version Number	Version number assigned by the payment system for the application	Terminal	b	'9F09'	2

Name	Description	Source	Format	Tag	Length
Authorisation Code	Value generated by the issuer for an approved transaction	Issuer	an 6	'89'	6
Authorisation Response Code	A code that defines the disposition of a message	Issuer/ Terminal	an 2	'8A'	2
Cardholder Verification Method (CVM) Results	Indicates the results of the last CVM performed	Terminal	b	'9F34'	3
Certification Authority Public Key Check Sum	A check value calculated on the concatenation of all parts of the Certification Authority Public Key (RID, Certification Authority Public Key Index, Certification Authority Public Key Modulus, Certification Authority Public Key Exponent) using SHA-1	Terminal	b	--	20
Certification Authority Public Key Exponent	Value of the exponent part of the Certification Authority Public Key	Terminal	b	--	1 to N <sub>CA</sub> /4
Certification Authority Public Key Index	Identifies the certification authority's public key in conjunction with the RID	Terminal	b	'9F22'	1
Certification Authority Public Key Modulus	Value of the modulus part of the Certification Authority Public Key	Terminal	b	--	N <sub>CA</sub> (up to 248)
Default Dynamic Data Authentication Data Object List (DDOL)	DDOL to be used for constructing the INTERNAL AUTHENTICATE command if the DDOL in the card is not present	Terminal	--	--	var.
Default Transaction Certificate Data Object List (TDOL)	TDOL to be used for generating the TC Hash Value if the TDOL in the card is not present	Terminal	--	--	var.
Enciphered Personal Identification Number (PIN) Data	Transaction PIN enciphered at the PIN pad for online verification or for offline verification if the PIN pad and IFD are not a single integrated device	Terminal	b	--	8

Name	Description	Source	Format	Tag	Length
Interface Device (IFD) Serial Number	A unique and permanent serial number assigned to the IFD by the manufacturer	Terminal	an 8	'9F1E'	8
Issuer Authentication Data	Data sent to the ICC for online issuer authentication	Issuer	b	'91'	8-16
Issuer Script Command	Contains a command for transmission to the ICC	Issuer	b	'86'	var. up to 261
Issuer Script Identifier	Identification of the Issuer Script	Issuer	b	'9F18'	4
Issuer Script Template 1	Contains proprietary issuer data for transmission to the ICC before the second GENERATE AC command	Issuer	b	'71'	var.
Issuer Script Template 2	Contains proprietary issuer data for transmission to the ICC after the second GENERATE AC command	Issuer	b	'72'	var.
Issuer Script Results	Indicates the result of the terminal script processing	Terminal	b	--	var.
Maximum Target Percentage to be used for Biased Random Selection	Value used in terminal risk management for random transaction selection	Terminal	--	--	--
Merchant Category Code	Classifies the type of business being done by the merchant, represented according to ISO 8583:1993 for Card Acceptor Business Code	Terminal	n 4	'9F15'	2
Merchant Identifier	When concatenated with the Acquirer Identifier, uniquely identifies a given merchant	Terminal	ans 15	'9F16'	15
Merchant Name and Location	Indicates the name and location of the merchant	Terminal	ans	--	var.
Message Type	Indicates whether the batch data capture record is a financial record or advice	Terminal	n 2	--	1

Name	Description	Source	Format	Tag	Length
Personal Identification Number (PIN) Pad Secret Key	Secret key of a symmetric algorithm used by the PIN pad to encipher the PIN and by the card reader to decipher the PIN if the PIN pad and card reader are not integrated	Terminal	--	--	--
Point of Service (POS) Entry Mode	Indicates source of cardholder account data at the terminal according to ISO 8583:1987	Terminal	n 2	'9F39'	1
Terminal Action Code - Default	Specifies the acquirer's conditions that cause a transaction to be rejected if it might have been approved online, but the terminal is unable to process the transaction online	Terminal	b	--	5
Terminal Action Code - Denial	Specifies the acquirer's conditions that cause the denial of a transaction without attempt to go online	Terminal	b	--	5
Terminal Action Code - Online	Specifies the acquirer's conditions that cause a transaction to be transmitted online	Terminal	b	--	5
Target Percentage to be used for Random Selection	Value used in terminal risk management for random transaction selection	Terminal	--	--	--
Terminal Capabilities	Indicates the card data input, CVM, and security capabilities of the terminal	Terminal	b	'9F33'	3
Terminal Country Code	Indicates the country of the terminal, represented according to ISO 3166	Terminal	n 3	'9F1A'	2
Terminal Floor Limit	Indicates the floor limit in the terminal in conjunction with the AID	Terminal	b	'9F1B'	4
Terminal Identification	Designates the unique location of a terminal at a merchant	Terminal	an 8	'9F1C'	8
Terminal Risk Management Data	An application-specific value used by the ICC for risk management purposes	Terminal	b	'9F1D'	1-8
Terminal Type	Indicates the environment of the terminal, its communication capability, and its operational control	Terminal	n 2	'9F35'	1

Name	Description	Source	Format	Tag	Length
Terminal Verification Results	Status of the different functions as seen from the terminal	Terminal	b	'95'	5
Threshold Value for Biased Random Selection	Value used in terminal risk management for random transaction selection	Terminal	--	--	--
Transaction Amount	Clearing amount of the transaction, including tips and other adjustments	Terminal	n 12	--	6
Transaction Certificate (TC) Hash Value	Results of a hash function	Terminal	b	'98'	8-20
Transaction Currency Code	Indicates the currency code of the transaction according to ISO 4217	Terminal	n 3	'5F2A'	2
Transaction Currency Exponent	Indicates the implied position of the decimal point from the right of the transaction amount represented according to ISO 4217	Terminal	n 1	'5F36'	1
Transaction Date	Local date that the transaction was authorised	Terminal	n 6 YYMMDD	'9A'	3
Transaction Personal Identification Number (PIN) Data	Data entered by the cardholder for the purpose of PIN verification	Terminal	cn	'99'	2-6
Transaction Reference Currency Code	Code defining the common currency used by the terminal in case the Transaction Currency code is different from the Application Currency Code.	Terminal	n 3	'9F3C'	2
Transaction Reference Currency Conversion	Factor used in the conversion from the Transaction Currency Code to the Transaction Reference Currency Code	Terminal	n 8	--	4
Transaction Reference Currency Exponent	Indicates the implied position of the decimal point from the right of the Transaction Amount, with the reference currency represented according to ISO 4217	Terminal	n 1	'9F3D'	1

Name	Description	Source	Format	Tag	Length
Transaction Sequence Counter	Counter maintained by the terminal that is incremented by one for each transaction	Terminal	n 4-8	'9F41'	2-4
Transaction Status Information	Indicates the functions performed in a transaction	Terminal	b	'9B'	2
Transaction Time	Local time that the transaction was authorised	Terminal	n 6 HHMMSS	'9F21'	3
Transaction Type	Indicates the type of financial transaction, represented by the first two digits of ISO 8583:1987 Processing Code	Terminal	n 2	'9C'	1
Unpredictable Number	Value to provide variability and uniqueness to the generation of the application cryptogram	Terminal	b	'9F37'	4

**Table B-1 - Data Elements Dictionary**

When the length defined for the data object is greater than the length of the actual data, the following rules apply:

- A data element in format n is right-justified and padded with leading hexadecimal zeroes
- A data element in format cn (compressed numeric) is left-justified and padded with trailing hexadecimal 'F's
- A data element in format an is left-justified and padded with trailing hexadecimal zeroes
- A data element in format ans is left-justified and padded with trailing hexadecimal zeroes

At the application layer, when data is moved from one entity to another (such as terminal to card), it shall always be passed from high order to low order, regardless of how it is internally stored. The same rule applies when concatenating data.

## Annex C - Common Character Set

The character set common to all parts of ISO 8859 is as shown in Table C-1:

				b8	0	0	0	0	0	0	0	0	0
				b7	0	0	0	0	1	1	1	1	
				b6	0	0	1	1	0	0	1	1	
				b5	0	1	0	1	0	1	0	1	
b4	b3	b2	b1		00	01	02	03	04	05	06	07	
0	0	0	0	00			SP	0	@	P	'	p	
0	0	0	1	01			!	1	A	Q	a	q	
0	0	1	0	02			"	2	B	R	b	r	
0	0	1	1	03			#	3	C	S	c	s	
0	1	0	0	04			\$	4	D	T	d	t	
0	1	0	1	05			%	5	E	U	e	u	
0	1	1	0	06			&	6	F	V	f	v	
0	1	1	1	07			'	7	G	W	g	w	
1	0	0	0	08			(	8	H	X	h	x	
1	0	0	1	09			)	9	I	Y	i	y	
1	0	1	0	10			*	:	J	Z	j	z	
1	0	1	1	11			+	;	K	[	k	{	
1	1	0	0	12			,	<	L	\	l		
1	1	0	1	13			-	=	M	]	m	}	
1	1	1	0	14			.	>	N	^	n	~	
1	1	1	1	15			/	?	O	_	o		

Table C-1 - Common Character Set



The following is an example of the use of the common character set to display the 'Approved' message in French without supporting the part of ISO 8859 that allows the relevant diacritic marks to be displayed.

If the terminal supports Part 1 of ISO 8859 (the Latin 1 alphabet) and supports the display of the standard messages in French, when a card indicates in its Language Preference that French is the preferred language, the terminal can display the 'Approved' message as 'Accepté', using the appropriate diacritic marks.

If the terminal does not support Part 1 of ISO 8859 (the Latin alphabet) but supports Part 8 (the Hebrew alphabet), the terminal is still able to support the display of the standard messages in French by using the common character set. When a card indicates in its Language Preference that French is the preferred language, the terminal can display the 'Approved' message as 'Accepte', without the use of diacritic marks. The cardholder should be able to comprehend the message.

---

## Annex D - Example of Data Element Conversion

For the data elements listed in section III-2, of this specification, the following table illustrates an example of the relationship between:

- The ICC-related data described in the *Integrated Circuit Card Specification for Payment Systems* and the terminal-related data described in this specification.
- The data transmitted in messages as defined in ISO 8583:1987 and bit 55 from ISO 8583:1993

This does not imply that ISO 8583 is required as the message standard.

Tag	ICC Data	Bit	Message Data Name
'9F01'	Acquirer Identifier	32	Acquiring Institution Identification Code
'9F02' or '81'	Amount, Authorised	4  30	Amount, Transaction (authorisation)  Amount, Original Transaction (batch data capture, financial transaction)
'9F04' or '9F03'	Amount, Other	54	Additional Amounts
'9F26'	AAC	55	ICC System-Related Data
'5F25'	Application Effective Date	see note 1	Date, Effective (YYMM only)
'5F24'	Application Expiration Date	14	Date, Expiration (YYMM only)
'82'	Application Interchange Profile	55	ICC System-Related Data
'5A'	Application PAN	2	PAN
'5F34'	Application PAN Sequence Number	23	Card Sequence Number
'9F36'	Application Transaction Counter	55	ICC System-Related Data

<b>Tag</b>	<b>ICC Data</b>	<b>Bit</b>	<b>Message Data Name</b>
'9F07'	Application Usage Control	55	ICC System-Related Data
'9F28'	ARQC	55	ICC System-Related Data
'89'	Authorisation Code	38	Authorisation Identification Response
'8A'	Authorisation Response Code	39	Response Code
'9F27'	Cryptogram Information Data	55	ICC System-Related Data
'8E'	CVM List	55	ICC System-Related Data
'9F34'	CVM Results	55	ICC System-Related Data
--	Enciphered PIN Data	52	PIN Data
'9F1E'	IFD Serial Number	see note 2	Card Accepting Device (CAD) Management
'9F0D'	Issuer Action Code - Default	55	ICC System-Related Data
'9F0E'	Issuer Action Code - Denial	55	ICC System-Related Data
'9F0F'	Issuer Action Code - Online	55	ICC System-Related Data
'BF10'	Issuer Application Data	55	ICC System-Related Data
'91'	Issuer Authentication Data	55	ICC System-Related Data
'5F28'	Issuer Country Code	20	Country Code, PAN Extended
'71' or '72'	Issuer Script Template 1 or 2	55	ICC System-Related Data
--	Issuer Script Results	55	ICC System-Related Data
'9F15'	Merchant Category Code	18	Merchant Type
'9F16'	Merchant Identifier	42	Card Acceptor Identification
'9F39'	POS Entry Mode	22	POS Entry Mode (pos. 1-2)
'5F30'	Service Code	40	Service Code

Tag	ICC Data	Bit	Message Data Name
'9F33'	Terminal Capabilities	see note 2	CAD Management
'9F1A'	Terminal Country Code	19  43	Acquiring Institution Country Code  CAD Acceptor Name/Location (if terminal/acquirer countries are different)
'9F1C'	Terminal Identification	41	Card Acceptor Terminal Identification
'9F35'	Terminal Type	see note 2	CAD Management
'95'	Terminal Verification Results	55	ICC System-Related Data
'57'	Track 2 Equivalent Data	35	Track 2 Data
--	Transaction Amount	4	Amount, Transaction
'9F29'	Transaction Certificate	55	ICC System-Related Data
'5F2A'	Transaction Currency Code	49	Currency Code, Transaction
'9A'	Transaction Date	13	Date, Local Transaction (MMDD only)
'9F21'	Transaction Time	12	Time, Local Transaction
'9C'	Transaction Type	3	Processing Code (pos. 1-2)
'9F37'	Unpredictable Number	55	ICC System-Related Data

**Table D-1 - Data Element Conversion**

Note 1: Only defined in ISO 8583:1993

Note 2: Only defined in additional/private data element of ISO 8583:1987 or ISO 8583:1993

**THIS PAGE LEFT INTENTIONALLY BLANK**

---

# Annex E - Informative Terminal Guidelines

## E1. Terminal Usage

In view of the installation of terminals within a various number of environments and locations, it is recognised that throughout the world different attempts have been made to group the relevant guidelines into different categories:

- Climatological conditions where the terminal is used (climatisation, outdoor, indoor)
- Mechanical conditions (such as vibration, shocks, drop-tests)
- Electronic restrictions (such as isolation, security, penetration)

The guidelines have been documented in industry standards established in Europe and the United States (see Annex E5 for informative references).

## E2. Power Supply

### E2.1 External Power Supply

The power supply provides the required voltage and current to all components of the terminal. The power supply complies with existing national safety regulations

### E2.2 Battery Requirements

An internal battery is used to prevent loss of sensitive data residing in the terminal in case of power supply breakdown.

For portable terminals, the battery caters for the support of the necessary terminal functions (see the *Integrated Circuit Card Specification for Payment Systems* for power/current requirements).

Further power consumption reduction can be foreseen by energising the terminal automatically at card insertion.

## E3. Key Pad

To prevent that characters printed on the keys of the key pad from becoming illegible after a while, precautions should be taken so that they:

- Have wear-resistant lettering
  - Are able to function in normal operating environment including resistance to soft drink spills, alcohol, detergents, gasoline, etc.
-

- When operated as outdoor terminals, can resist the temperature ranges commonly encountered.

## E4. Display

To cater for the visually disabled people, characters on the display are visible in all lighting conditions (bright overhead or dim diffuse light) and the size of the characters is large enough to be read from a distance of 1 meter.

## E5. Informative References

IEC 950:1991	Safety of information technology equipment, including electrical business equipment, second edition. (Amendment 1-1992) (Amendment 2-1993)
IEC 801-2:1991	Electromagnetic compatibility for industrial-process measurement and control equipment - Part 2: Electrostatic discharge requirements, second edition
IEC 802-3:1984	Electromagnetic compatibility for industrial-process measurement and control equipment - Part 3: Radiated electromagnetic field requirements, first edition
IEC 801-4:1988	Electromagnetic compatibility for industrial-process measurement and control equipment - Part 4: Electrical fast transient/burst requirements, first edition
IEC 68-2-5:1975	Basic environmental testing procedures - Part 2: Tests - test Sa: Simulated solar radiation at ground level, first edition
IEC 68-2-6:1982	Basic environmental testing procedures - Part 2: Tests - test Fc and guidance: Vibration (sinusoidal), fifth edition. (Amendment 1: 1983) (Amendment 2: 1985)
IEC 68-2-11:1981	Basic environmental testing procedures - Part 2: Tests - test Ka: Salt mist, third edition
IEC 68-2-27:1987	Basic environmental testing procedures - Part 2: Tests - Guidance for damp heat tests, third edition

---

---

IEC 68-2-32:1975	Basic environmental testing procedures - Part 2: Tests - test Ed: Free fall, second edition. (Amendment 2-1990 incorporating Amendment 1)
EN 60-950:1988	Safety of information technology equipment including electrical business equipment
EN 41003:1993	Particular safety requirements for equipment to be connected to telecommunication networks
UL 1950:1993	Safety of information technology equipment including electrical business equipment
NF C 20-010:1992	Degrees of protection provided by enclosure (IP code)
NF C 98-310:1989	Financial transaction terminals <sup>20</sup>
NF C 98-020:1986	Telephone and telematic equipment. Electromagnetic compatibility

---

<sup>20</sup> This standard applies only to stand-alone terminals.

---



**THIS PAGE LEFT INTENTIONALLY BLANK**

---

## Annex F - Examples of Terminals

For informational purposes only, this annex provides some examples of the physical and functional characteristics of terminals. Each example describes the setting of Terminal Type, Terminal Capabilities, and Additional Terminal Capabilities according to the specific terminal characteristics. This annex does not establish any requirements as such.

### F1. Example 1 - POS Terminal or Electronic Cash Register

Characteristics	Example 1
<u>Physical:</u>	
Key pad	Attendant key pad (numeric and function keys) + PIN pad
Display	One for attendant One for cardholder
Printer	Yes for attendant
Magnetic stripe reader	Yes
IC reader	Yes
<u>Functional:</u>	
Language selection	Supports part 1 of ISO 8859
Transaction type	Goods, cashback
Static data authentication	Yes
Cardholder verification	Offline PIN, signature
Card capture	No
Online capable	Yes
Offline capable	Yes

Table F-1 - Example of POS Terminal or Electronic Cash Register

The coding of the Terminal-Related Data for this example is the following:

- Terminal Type = '22'
- Terminal Capabilities, byte 1 = 'E0' (hexadecimal)  
byte 2 = 'A0' (hexadecimal)  
byte 3 = '80' (hexadecimal)
- Additional Terminal Capabilities, byte 1 = '50' (hexadecimal)  
byte 2 = '00' (hexadecimal)  
byte 3 = 'B0' (hexadecimal)  
byte 4 = 'B0' (hexadecimal)  
byte 5 = '01' (hexadecimal)

## F2. Example 2 - ATM

Characteristics	Example 2
<u>Physical:</u>	
Key pad	PIN pad + function keys
Display	Yes for cardholder
Printer	Yes for cardholder
Magnetic stripe reader	Yes
IC reader	Yes
<u>Functional:</u>	
Language selection	Supports part 5 of ISO 8859
Transaction type	Cash, inquiry, transfer, payment
Static data authentication	Yes
Cardholder verification	Offline PIN, online PIN
Card capture	Yes
Online capable	Yes
Offline capable	No

Table F-2 - Example of ATM

The coding of the Terminal-Related Data for this example is the following:

- Terminal Type = '14'
- Terminal Capabilities, byte 1 = '60' (hexadecimal)  
byte 2 = 'C0' (hexadecimal)  
byte 3 = 'A0' (hexadecimal)
- Additional Terminal Capabilities, byte 1 = '8E' (hexadecimal)  
byte 2 = '00' (hexadecimal)  
byte 3 = 'B0' (hexadecimal)  
byte 4 = '50' (hexadecimal)  
byte 5 = '05' (hexadecimal)

### F3. Example 3 - Vending Machine

Characteristics	Example 3
<u>Physical:</u>	
Key pad	Function keys
Display	No
Printer	No
Magnetic stripe reader	Yes
IC reader	Yes
<u>Functional:</u>	
Language selection	No
Transaction type	Goods
Static data authentication	Yes
Cardholder verification	No
Card capture	No
Online capable	No
Offline capable	Yes

Table F-3 - Example of Vending Machine

The coding of the Terminal-Related Data for this example is the following:

- Terminal Type = '26'
  - Terminal Capabilities, byte 1 = '60' (hexadecimal)  
byte 2 = '00' (hexadecimal)  
byte 3 = '80' (hexadecimal)
  - Additional Terminal Capabilities, byte 1 = '40' (hexadecimal)  
byte 2 = '00' (hexadecimal)  
byte 3 = '10' (hexadecimal)  
byte 4 = '00' (hexadecimal)  
byte 5 = '00' (hexadecimal)
-